
STUDENT TRANSITIONS to BC PUBLIC POST-SECONDARY INSTITUTIONS

2001/02 - 2003/04

All Independent Schools



Ministry of
Education

TABLE OF CONTENTS

INTRODUCTION

Introduction	1
--------------------	---

TRANSITION RESULTS

Graduates and Transition Type, 2001/02 - 2003/04 Graduates	2
Transition Type by Specific Groups of Students, 2003/04 Graduates.....	2
Transition Destination, 2001/02 - 2003/04 Graduates	3
Transition Destination by Specific Groups of Students, 2003/04 Graduates	3
Transition Type by School, 2001/02 - 2003/04 Graduates (%)	4
Transition Destination by School, 2001/02 - 2003/04 Graduates (%)	7

GLOSSARY

Glossary	10
----------------	----

Caution

The Ministry makes small and continuous improvements to the quality of its data. Sometimes these changes result in small differences from previously published reports. The data in this report are the most accurate data available at time of publication, October 2006.

Background

This report is based on data from the Student Transitions Project and includes summary information which examines public post-secondary student transition destinations and entry types (immediate or delayed).

The Student Transitions Project links data about students in the BC public post-secondary education system with information from their years in kindergarten to Grade 12. The data from the different educational institutions are associated using nine-digit personal education numbers, or PENs, which are assigned to every student entering the BC education system.

This information is helping the Ministry of Advanced Education, the Ministry of Education, school districts and post-secondary institutions plan and manage programs effectively to ensure student success in higher education. There are strict procedures in place to ensure that individual privacy is protected. The data exchanged as part of the project cannot be used to make decisions about individual students, but are used for aggregated reporting only.

Other Studies of Transitions Beyond K-12

Each year the Ministry of Education conducts a telephone survey of one thousand high school graduates from the previous school year. The Graduate Transition Survey provides provincial level data about what students have been doing in the year since they graduated from Grade 12 (for example, working, travelling, attending BC post-secondary, etc.). The Student Transitions Project differs from the Graduate Transition Survey as it is a census of student movement into BC post-secondary, providing results at the provincial, school district and school levels.

Post-Secondary Institutions in BC**Universities**

Simon Fraser University
University of British Columbia
University of Northern British Columbia
University of Victoria

University Colleges

Kwantlen University College
Malaspina University College
Okanagan University College
University College of the Cariboo
University College of the Fraser Valley

Colleges

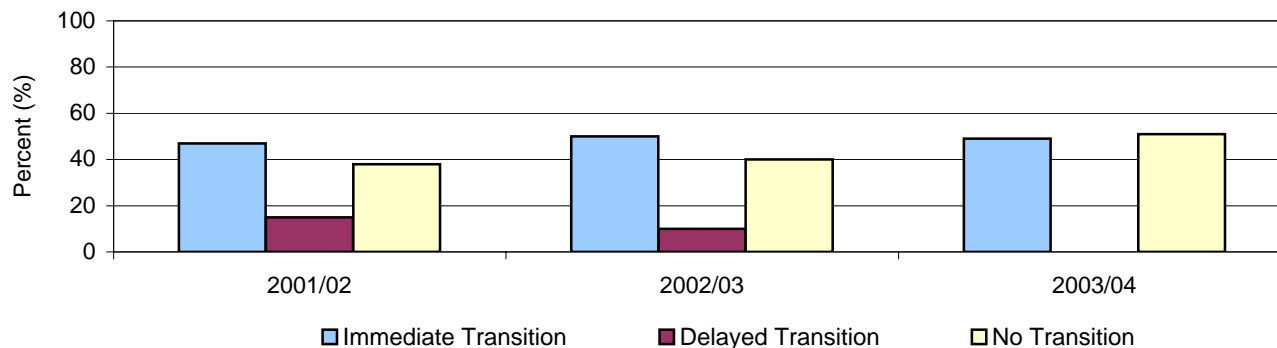
Camosun College
Capilano College
College of New Caledonia
College of the Rockies
Douglas College
Langara College
North Island College
Northern Lights College
Northwest Community College
Selkirk College
Vancouver Community College

Institutes, Agencies

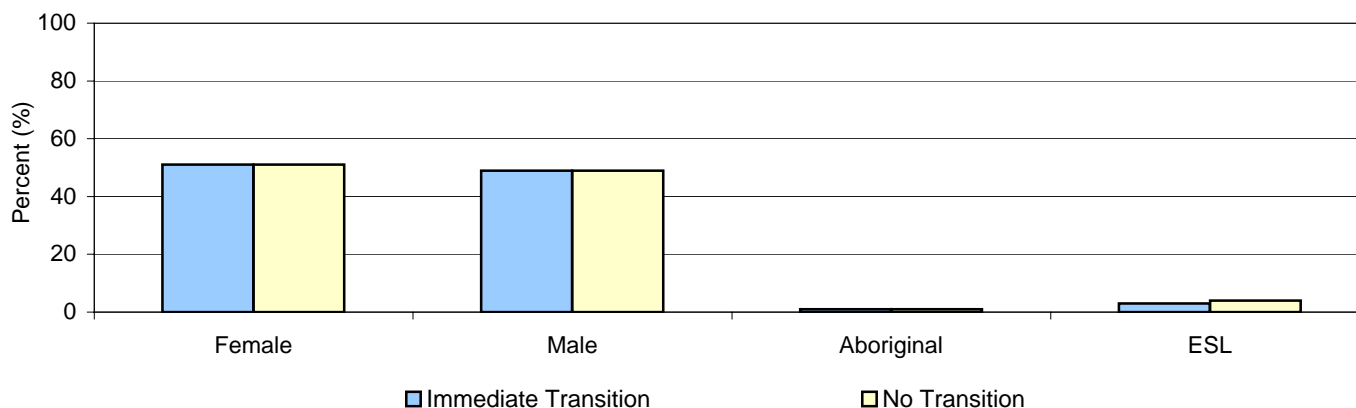
British Columbia Institute of Technology
Emily Carr Institute of Art and Design
Institute of Indigenous Government
Justice Institute
Nicola Valley Institute of Technology
Open Learning Agency (Thompson Rivers University)

(Universities, Colleges, University-Colleges, Institutes)

Number Graduates and Transition Type, 2001/02 - 2003/04 Graduates						
	2001/02 Graduate Year		2002/03 Graduate Year		2003/04 Graduate Year	
Grade 12 Graduates	3,156		3,471		3,376	
	#	%	#	%	#	%
Immediate Transition ¹	1,483	47	1,749	50	1,659	49
Delayed Transition ²	458	15	338	10		
No Transition	1,215	38	1,384	40	1,717	51



Transition Type by Specific Groups of Students 2003/04, Graduates				
	Immediate Transition ¹		No Transition	
Number of Students	1,659		1,717	
by gender	#	%	#	%
Female	848	51	871	51
Male	811	49	846	49
by group				
Aboriginal	13	1	19	1
English as a Second Language (ESL)	44	3	61	4

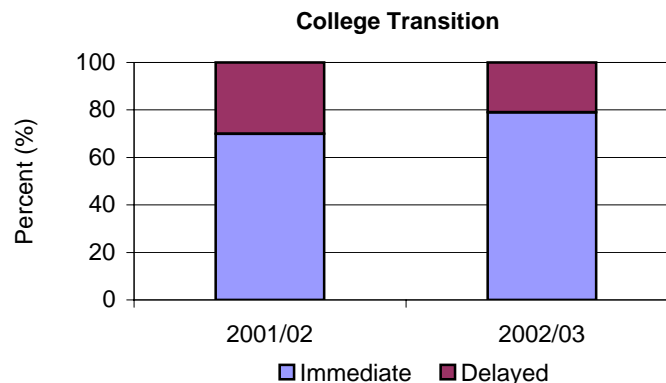
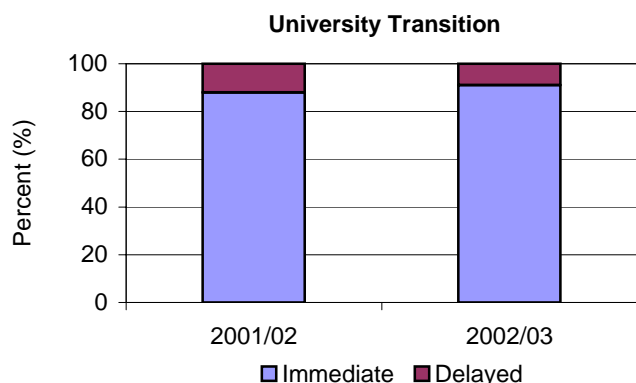


Data Symbols: Msk - see Glossary; zero (0) - grads are recorded under category but none in sub-category; blank (" ") - no grads recorded.

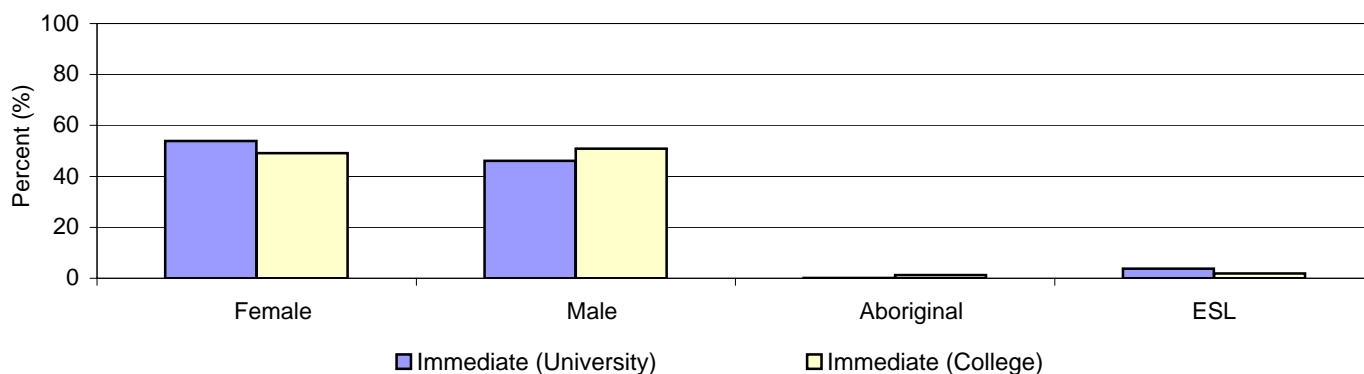
1. Students that enter a BC public post-secondary institution in the next school year after grade 12 graduation.
2. Students that either enter a BC public post-secondary institution (2001/02) in the 2nd or 3rd school years after secondary graduation or enter a BC public post-secondary institution (2002/03) in the 2nd school year after grade 12 graduation.

(Universities, Colleges, University-Colleges, Institutes)

Transition Destination, 2001/02 - 2003/04 Graduates						
University	2001/02 Graduate Year		2002/03 Graduate Year		2003/04 Graduate Year	
	#	%	#	%	#	%
	Immediate Transition ¹	592	88	753	91	696
Delayed Transition ²	84	12	76	9		
College, University-College, Institute						
Immediate Transition ¹	891	70	996	79	963	
Delayed Transition ²	374	30	262	21		



Transition Destination by Specific Groups of Students, 2003/04 Graduates				
	Immediate Transition ¹			
	University		College, U-College, Institute	
Number of Students	696		963	
by gender	#	%	#	%
Female	375	54	473	49
Male	321	46	490	51
by group				
Aboriginal	1	< .5	12	1
English as a Second Language (ESL)	26	4	18	2



Data Symbols: Msk - see Glossary; zero (0) - grads are recorded under category but none in sub-category; blank (" ") - no grads recorded.

1. Students that enter a BC public post-secondary institution in the next school year after grade 12 graduation.
2. Students that either enter a BC public post-secondary institution (2001/02) in the 2nd or 3rd school years after secondary graduation or enter a BC public post-secondary institution (2002/03) in the 2nd school year after grade 12 graduation.

(Universities, Colleges, University-Colleges, Institutes)

Transition Type by School 2001/02 - 2003/04, Graduates (%)								
School Name	Immediate Transition ¹			Delayed Transition ²		No Transition		
	2001/02 Graduate Year	2002/03 Graduate Year	2003/04 Graduate Year	2001/02 Graduate Year	2002/03 Graduate Year	2001/02 Graduate Year	2002/03 Graduate Year	2003/04 Graduate Year
Abbotsford Christian School	25	31	28	20	9	55	60	72
Aldergrove Christian Academy	Msk		0	Msk		Msk		100
Anchor Academy (DL)			Msk					Msk
Archbishop Carney Secondary	59	70	66	14	6	26	24	34
Bella Bella Community School	19	15	8	13	38	69	46	92
Bodwell High School	47	28	32	7	10	47	62	68
Brentwood College	19	32	25	13	5	68	63	75
British Columbia Christian Academy	55	33	64	18	17	27	50	36
Bulkley Valley Christian School	40	31	32	8	11	52	57	68
CN Woodward Independent School		Msk			Msk		Msk	
Campbell River Christian School	35	41	25	29	29	35	29	75
Cariboo Adventist Academy	0	36	63	43	18	57	45	38
Cedars Christian School	70	29	30	10	14	20	57	70
Centennial Christian School	50	33	38	17	33	33	33	62
Century High School	0	53	43	40	7	60	40	57
Christian Home E-School (DL)		Msk			Msk		Msk	
Christian Life School	Msk	Msk	40	Msk	Msk	Msk	Msk	60
Collingwood School	28	33	42	17	10	54	57	58
Columbia College	Msk	25	Msk	Msk	13	Msk	63	Msk
Coquitlam College	30	37	38	33	26	36	37	62
Cornerstone Christian School	33	11	33	17	0	50	89	67
Cowichan Valley Independent School	Msk			Msk		Msk		
Credo Christian Schools	58	38	46	12	10	30	53	54
Crofton House	31	40	26	7	7	62	53	74
Dogwood School	Msk	Msk		Msk	Msk	Msk	Msk	
Dorset College	Msk	Msk	Msk	Msk	Msk	Msk	Msk	Msk
Duncan Christian School	28	30	46	16	30	56	40	54
FH Collins Secondary	Msk	Msk	Msk	Msk	Msk	Msk	Msk	Msk
Fountainview Academy	0	0	7	8	0	92	100	93
Fraser Academy	43	38	43	21	31	36	31	57
Fraser Valley Adventist Academy	24	13	9	14	13	62	74	91
Fraser Valley Christian High	43	42	47	17	13	39	44	53
Glen Eden School	Msk	Msk	Msk	Msk	Msk	Msk	Msk	Msk
Glenfir School	Msk	36	Msk	Msk	9	Msk	55	Msk
Glenlyon Norfolk School	33	54	40	19	15	48	31	60
Greater Victoria Christian Academy	13	Msk	Msk	25	Msk	63	Msk	Msk
Heritage Christian School	17	27	30	33	0	50	73	70
Highroad Academy	50	29	57	14	12	36	59	43
Holy Cross Regional High School	69	70	71	8	10	22	21	29
Houston Christian School	22	36	32	17	0	61	64	68
Immaculata Regional High School	51	56	45	10	6	38	38	55
Island Oak High School	0		63	40		60		38
Kamloops Christian School	42	56	31	33	0	25	44	69
Kelowna Christian School	39	37	46	19	18	42	45	54

Data Symbols: Msk - see Glossary; zero (0) - grads are recorded under category but none in sub-category; blank (" ") - no grads recorded.

1. Students who first begin their studies in a BC public post-secondary institution within one year of secondary school graduation.
2. Students that either enter a BC public post-secondary institution (2001/02) in the 2nd or 3rd school years after secondary graduation or enter a BC public post-secondary institution (2002/03) in the 2nd school year after grade 12 graduation.

(Universities, Colleges, University-Colleges, Institutes)

Transition Type by School 2001/02 - 2003/04, Graduates (%)								
School Name	Immediate Transition ¹			Delayed Transition ²		No Transition		
	2001/02 Graduate Year	2002/03 Graduate Year	2003/04 Graduate Year	2001/02 Graduate Year	2002/03 Graduate Year	2001/02 Graduate Year	2002/03 Graduate Year	2003/04 Graduate Year
King David High School	33	50	82	0	25	67		18
King's Christian School	17	33		0	0	83	67	
King's School	Msk	38	44	Msk	25	Msk	38	56
Kingston High School	50	47	42	17	7	33	47	58
Langley Christian	31	35	20	22	15	47	50	80
Lighthouse Christian Academy	20	30	38	40	0	40	70	63
Little Flower Academy	78	83	83	9	4	13	12	17
Maaqtusiis School	29	Msk	33	14	Msk	57	Msk	67
Malaspina International High School	55	66	60	4	0	40	34	40
Maple Ridge Christian School	39	39	37	11	6	50	56	63
Marlborough Private School		80	100		0		20	0
Maxwell International Baha'i School	26	41	28	26	10	48	48	72
Meadowridge Secondary	19	79	58	31	7	50	14	42
Mennonite Educational Institute	44	38	36	22	16	34	46	64
Mountain Christian School	Msk	40	60	Msk	20	Msk	40	40
Mulgrave School			84					16
Nanaimo Christian School	38	33	45	0	22	62	44	55
Notre Dame Regional Secondary	71	76	73	14	4	14	19	27
Okanagan Adventist Academy	20	30	33	13	0	67	70	67
Pacific Academy	45	53	55	13	12	41	35	45
Pacific Christian School	25	49	48	27	14	48	36	52
Porter Creek Secondary	Msk	Msk	Msk	Msk	Msk	Msk	Msk	Msk
Purpose Independent Secondary School	Msk	22	17	Msk	0	Msk	78	83
Queen Margaret's	44	50	35	25	0	31	50	65
Regent Christian Academy	33	50	45	20	0	47	50	55
Relevant High	78	80	67	11	0	11	20	33
Richmond Christian School	61	46	50	6	4	32	50	50
Richmond International High Sch/College	38	35	35	0	6	63	59	65
Royal Canadian College	13	69	63	0	6	88	25	38
Seabird Island Community	Msk		Msk	Msk		Msk		Msk
Seminary of Christ the King	Msk	0	Msk	Msk	0	Msk	100	Msk
Shawnigan Lake	27	25	31	10	7	63	67	69
Southridge Senior Secondary	37	51	45	16	12	47	37	55
St Andrew's Regional High	71	59	69	8	15	21	26	31
St Ann's Academy	81	73	66	0	7	19	20	34
St George's School	34	39	31	11	12	55	49	69
St John Brebeuf	46	60	61	26	4	28	36	39
St John's International	58	38	Msk	17	13	25	50	Msk
St John's School	88	73	92	13	7	0	20	8
St Margaret's	70	67	50	4	8	26	25	50
St Michaels University School - Senior	43	43	35	12	7	45	51	65
St Patrick Regional Secondary	78	72	72	12	9	11	19	28
St Thomas Aquinas	81	71	61	9	10	10	20	39

Data Symbols: Msk - see Glossary; zero (0) - grads are recorded under category but none in sub-category; blank (" ") - no grads recorded.

1. Students who first begin their studies in a BC public post-secondary institution within one year of secondary school graduation.
2. Students that either enter a BC public post-secondary institution (2001/02) in the 2nd or 3rd school years after secondary graduation or enter a BC public post-secondary institution (2002/03) in the 2nd school year after grade 12 graduation.

(Universities, Colleges, University-Colleges, Institutes)

Transition Type by School 2001/02 - 2003/04, Graduates (%)								
School Name	Immediate Transition ¹			Delayed Transition ²		No Transition		
	2001/02 Graduate Year	2002/03 Graduate Year	2003/04 Graduate Year	2001/02 Graduate Year	2002/03 Graduate Year	2001/02 Graduate Year	2002/03 Graduate Year	2003/04 Graduate Year
St Thomas More Collegiate	70	70	71	13	11	18	19	29
Stein Valley Nlakapamux School	Msk	Msk	Msk	Msk	Msk	Msk	Msk	Msk
Stu'ate Lelum Secondary School	Msk			Msk		Msk		
Timothy Christian School	50	56	47	17	15	33	30	53
Traditional Learning Academy	Msk	Msk	50	Msk	Msk	Msk	Msk	50
Traditional Learning Academy (DL)			Msk					Msk
Unity Christian School		42	29		21		37	71
Vancouver College	78	75	76	8	5	14	20	24
Vanier Catholic Secondary			Msk					Msk
West Point Grey Academy	62	60	50	10	0	29	40	50
White Rock Christian Academy	25	39	44	15	17	60	44	56
York House School	52	54	54	11	10	38	37	46
All Independent Schools	47	50	49	15	10	38	40	51

Data Symbols: Msk - see Glossary; zero (0) - grads are recorded under category but none in sub-category; blank (" ") - no grads recorded.

1. Students who first begin their studies in a BC public post-secondary institution within one year of secondary school graduation.
2. Students that either enter a BC public post-secondary institution (2001/02) in the 2nd or 3rd school years after secondary graduation or enter a BC public post-secondary institution (2002/03) in the 2nd school year after grade 12 graduation.

(Universities, Colleges, University-Colleges, Institutes)

Transition Destination by School 2001/02 - 2003/04, Graduates (%)						
School Name	Immediate Transition ¹					
	University			College, U-College, Institute		
	2001/02 Graduate Year	2002/03 Graduate Year	2003/04 Graduate Year	2001/02 Graduate Year	2002/03 Graduate Year	2003/04 Graduate Year
Abbotsford Christian School	9	11	11	91	89	89
Aldergrove Christian Academy						
Anchor Academy (DL)						
Archbishop Carney Secondary	38	49	46	62	51	54
Bella Bella Community School	Msk	Msk	Msk	Msk	Msk	Msk
Bodwell High School	21	64	0	79	36	100
Brentwood College	70	69	69	30	31	31
British Columbia Christian Academy	83	Msk	71	17	Msk	29
Bulkley Valley Christian School	20	0	8	80	100	92
CN Woodward Independent School		Msk			Msk	
Campbell River Christian School	33	14	0	67	86	100
Cariboo Adventist Academy		Msk	0		Msk	100
Cedars Christian School	0	Msk	Msk	100	Msk	Msk
Centennial Christian School	Msk	Msk	0	Msk	Msk	100
Century High School		25	44		75	56
Christian Home E-School (DL)		Msk			Msk	
Christian Life School	Msk	Msk	Msk	Msk	Msk	Msk
Collingwood School	31	74	70	69	26	30
Columbia College		Msk			Msk	
Coquitlam College	60	0	46	40	100	54
Cornerstone Christian School	Msk	Msk	Msk	Msk	Msk	Msk
Credo Christian Schools	8	0	4	93	100	96
Crofton House	90	83	94	10	17	6
Dogwood School						
Dorset College	Msk	Msk		Msk	Msk	
Duncan Christian School	0	0	17	100	100	83
FH Collins Secondary	Msk			Msk		
Fountainview Academy			Msk			Msk
Fraser Academy	0	0	0	100	100	100
Fraser Valley Adventist Academy	0	Msk	Msk	100	Msk	Msk
Fraser Valley Christian High	33	36	24	67	64	76
Glen Eden School	Msk	Msk	Msk	Msk	Msk	Msk
Glenfir School		Msk	Msk		Msk	Msk
Glenlyon Norfolk School	78	80	72	22	20	28
Greater Victoria Christian Academy	Msk		Msk	Msk		Msk
Heritage Christian School	Msk	Msk	Msk	Msk	Msk	Msk
Highroad Academy	0	0	0	100	100	100
Holy Cross Regional High School	37	31	34	63	69	66
Houston Christian School	Msk	Msk	33	Msk	Msk	67
Immaculata Regional High School	5	0	0	95	100	100
Island Oak High School			80			20
Kamloops Christian School	0	0	Msk	100	100	Msk
Kelowna Christian School	5	14	6	95	86	94
King David High School	Msk	Msk	56	Msk	Msk	44
King's Christian School	Msk	Msk		Msk	Msk	
King's School	Msk	Msk	Msk	Msk	Msk	Msk

Data Symbols: Msk - see Glossary; zero (0) - grads are recorded under category but none in sub-category; blank (" ") - no grads recorded.

1. Students who first begin their studies in a BC public post-secondary institution within one year of secondary school graduation.

(Universities, Colleges, University-Colleges, Institutes)

Transition Destination by School 2001/02 - 2003/04, Graduates (%)						
School Name	Immediate Transition ¹					
	University			College, U-College, Institute		
	2001/02 Graduate Year	2002/03 Graduate Year	2003/04 Graduate Year	2001/02 Graduate Year	2002/03 Graduate Year	2003/04 Graduate Year
Kingston High School	33	38	36	67	62	64
Langley Christian	14	17	36	86	83	64
Lighthouse Christian Academy	Msk	Msk	Msk	Msk	Msk	Msk
Little Flower Academy	64	73	84	36	27	16
Maaqtusiis School	Msk	Msk	Msk	Msk	Msk	Msk
Malaspina International High School	8	0	0	92	100	100
Maple Ridge Christian School	29	71	9	71	29	91
Marlborough Private School		Msk	40		Msk	60
Maxwell International Baha'i School	14	33	50	86	67	50
Meadowridge Secondary	Msk	73	73	Msk	27	27
Mennonite Educational Institute	16	3	8	84	97	92
Mountain Christian School	Msk	Msk	Msk	Msk	Msk	Msk
Mulgrave School			50			50
Nanaimo Christian School	0	Msk	0	100	Msk	100
Notre Dame Regional Secondary	29	30	28	71	70	72
Okanagan Adventist Academy	Msk	Msk	Msk	Msk	Msk	Msk
Pacific Academy	67	58	47	33	42	53
Pacific Christian School	47	41	45	53	59	55
Porter Creek Secondary		Msk			Msk	
Purpose Independent Secondary School		Msk	Msk		Msk	Msk
Queen Margaret's	43	50	50	57	50	50
Regent Christian Academy	20	29	20	80	71	80
Relevant High	57	Msk	Msk	43	Msk	Msk
Richmond Christian School	32	9	13	68	91	88
Richmond International High Sch/College	Msk	33	14	Msk	67	86
Royal Canadian College	Msk	82	100	Msk	18	0
Seabird Island Community						
Seminary of Christ the King						
Shawnigan Lake	43	44	84	57	56	16
Southridge Senior Secondary	69	95	82	31	5	18
St Andrew's Regional High	32	58	47	68	42	53
St Ann's Academy	6	5	3	94	95	97
St George's School	81	89	87	19	11	13
St John Brebeuf	21	18	17	79	82	83
St John's International	57	Msk	Msk	43	Msk	Msk
St John's School	57	36	36	43	64	64
St Margaret's	69	63	60	31	38	40
St Michaels University School - Senior	87	78	82	13	22	18
St Patrick Regional Secondary	24	26	19	76	74	81
St Thomas Aquinas	37	28	29	63	72	71
St Thomas More Collegiate	37	54	32	63	46	68
Stein Valley Nlakapamux School	Msk			Msk		
Timothy Christian School	0	0	0	100	100	100
Traditional Learning Academy	Msk	Msk	Msk	Msk	Msk	Msk
Traditional Learning Academy (DL)			Msk			Msk
Unity Christian School		0	20		100	80

Data Symbols: Msk - see Glossary; zero (0) - grads are recorded under category but none in sub-category; blank (" ") - no grads recorded.

1. Students who first begin their studies in a BC public post-secondary institution within one year of secondary school graduation.

(Universities, Colleges, University-Colleges, Institutes)

Transition Destination by School, 2001/02 - 2003/04 Graduates (%)						
School Name	Immediate Transition ¹					
	University			College, U-College, Institute		
	2001/02 Graduate Year	2002/03 Graduate Year	2003/04 Graduate Year	2001/02 Graduate Year	2002/03 Graduate Year	2003/04 Graduate Year
Vancouver College	56	52	61	44	48	39
Vanier Catholic Secondary						
West Point Grey Academy	77	67	58	23	33	42
White Rock Christian Academy	60	71	25	40	29	75
York House School	97	93	91	3	7	9
All Independent Schools	40	43	42	60	57	58

Data Symbols: Msk - see Glossary; zero (0) - grads are recorded under category but none in sub-category; blank (" ") - no grads recorded.

1. Students who first begin their studies in a BC public post-secondary institution within one year of secondary school graduation.

Student Transitions to BC Public Post-Secondary Institutions - Glossary

Glossary Item	Definition
Aboriginal Student	A student who has self-identified as being of Aboriginal ancestry (First Nations: status and non-status, Metis or Inuit).
College	An institution of higher education created to educate and grant degrees.
Delayed Transition	Students who first begin their studies in a BC public post-secondary institution after one or more years after secondary school graduation.
English as a Second Language Program (ESL)	A program provided to students whose primary languages are other than English, and who may require additional services.
French Immersion Program	A separate second language program where instructions to students (in some areas) is offered in the French language.
Graduate	A student that has met the British Columbia Graduation Requirements.
Immediate Transition	Students who first begin their studies in a BC public post-secondary institution within one school year of secondary school graduation. These are sometimes referred to as "direct entry" students.
Independent School	A school that is maintained and operated in British Columbia by an authority that provides an educational program to 10 or more school-aged students as outlined in the Independent School Act. All independent schools must hold a valid Certificate of Group Classification issued by the Inspector of Independent Schools.
Institute	An association organized to promote art, science or education.
Msk	(Abbreviation for Mask.) Numbers or percentages are suppressed if they are elements of a population that is one through four. For more information refer to www.bced.gov.bc.ca/policy/policies/persinfo_foi_smallpop.htm
No Transition	A student that has not started post-secondary studies in BC after secondary school graduation.
Post-Secondary Institution	A public college, university college, or university in BC.
Public School	A body of students, teachers, other staff, and facilities organized as a unit for educational purposes under the supervision of an administrative officer and administered by a district school board.
Transition	A student who begins their studies in a BC public post-secondary institution after Grade 12 graduation.
University	An institution of higher education and of research, which grants academic degrees.
University College	An institution that provides university-level education but does not have full or independent university status.