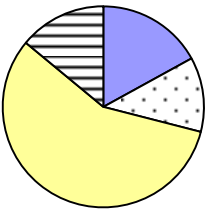
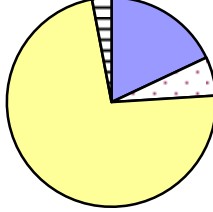
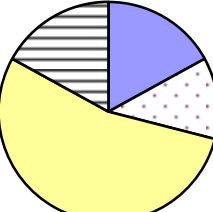


Number of Grade 4 students based on February enrolment (may vary from the numbers shown below): 1537

| Reading | Performance Level Unknown | Performance Level Unknown | | Not Yet Meeting | | Meeting | | Exceeding | |
|----------------|---------------------------|---|---------------------|-----------------|-----------|------------|-----------|------------|-----------|
| | | # | % | # | % | # | % | # | % |
| | |  | All Students | 259 | 17 | 188 | 12 | 881 | 57 |
| Male | 123 | 16 | 107 | 14 | 451 | 59 | 80 | 11 | |
| Female | 136 | 17 | 81 | 10 | 430 | 55 | 131 | 17 | |
| Aboriginal | 8 | 33 | 3 | 13 | 12 | 50 | 1 | 4 | |
| ESL | 171 | 20 | 105 | 13 | 462 | 55 | 100 | 12 | |
| Special Needs* | 23 | 45 | 10 | 20 | 15 | 29 | 3 | 6 | |

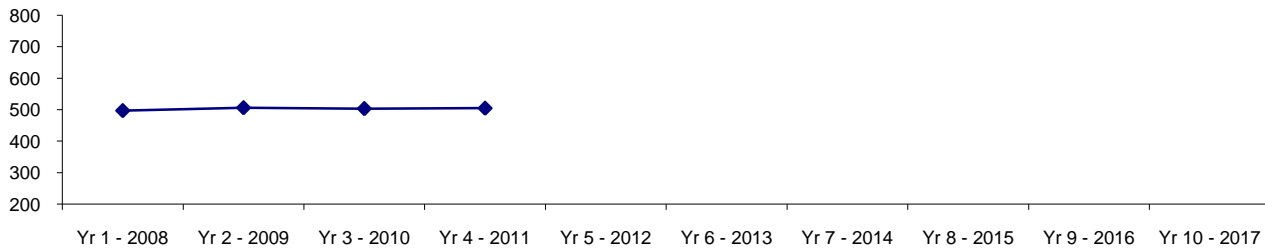
| Writing | Performance Level Unknown | Performance Level Unknown | | Not Yet Meeting | | Meeting | | Exceeding | |
|----------------|---------------------------|---|---------------------|-----------------|-----------|-----------|----------|-------------|-----------|
| | | # | % | # | % | # | % | # | % |
| | |  | All Students | 270 | 18 | 93 | 6 | 1123 | 73 |
| Male | 128 | 17 | 56 | 7 | 563 | 74 | 14 | 2 | |
| Female | 142 | 18 | 37 | 5 | 560 | 72 | 39 | 5 | |
| Aboriginal | 8 | 33 | 2 | 8 | 14 | 58 | 0 | 0 | |
| ESL | 176 | 21 | 42 | 5 | 592 | 71 | 28 | 3 | |
| Special Needs* | 24 | 47 | 5 | 10 | 20 | 39 | 2 | 4 | |

| Numeracy | Performance Level Unknown | Performance Level Unknown | | Not Yet Meeting | | Meeting | | Exceeding | |
|----------------|---------------------------|---|---------------------|-----------------|-----------|------------|-----------|------------|-----------|
| | | # | % | # | % | # | % | # | % |
| | |  | All Students | 261 | 17 | 179 | 12 | 834 | 54 |
| Male | 123 | 16 | 94 | 12 | 398 | 52 | 146 | 19 | |
| Female | 138 | 18 | 85 | 11 | 436 | 56 | 119 | 15 | |
| Aboriginal | 8 | 33 | 4 | 17 | 11 | 46 | 1 | 4 | |
| ESL | 170 | 20 | 82 | 10 | 428 | 51 | 158 | 19 | |
| Special Needs* | 23 | 45 | 7 | 14 | 19 | 37 | 2 | 4 | |

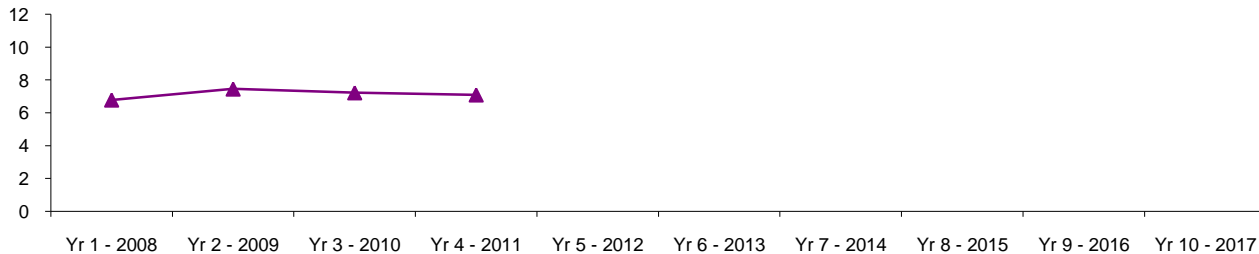
Performance Level Unknown
 Not Yet Meeting
 Meeting
 Exceeding

Note: Special Needs includes Sensory Disabilities, Learning Disabilities and Behaviour Disabilities.

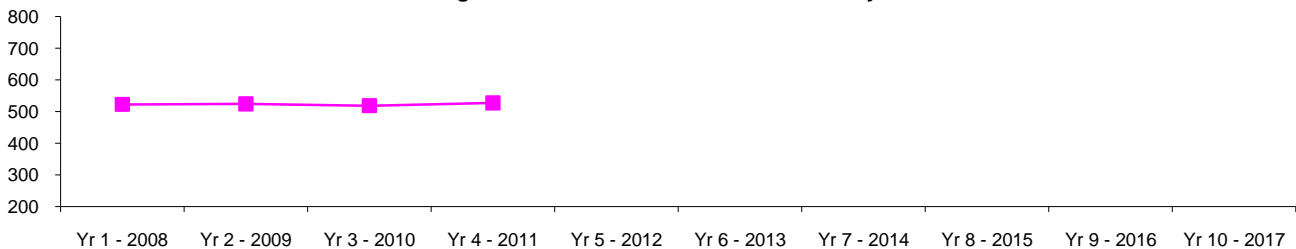
Average FSA Scaled Score - Grade 4 Reading



Average FSA Score - Grade 4 Writing



Average FSA Scaled Score - Grade 4 Numeracy



Number of Grade 7 students based on February enrolment (may vary from the numbers shown below): 1702

| Reading | Performance Level Unknown | Performance Level Unknown | | Not Yet Meeting | | Meeting | | Exceeding | |
|---------|---------------------------|---------------------------|---------------------|-----------------|----|---------|----|-----------|----|
| | | # | % | # | % | # | % | # | % |
| | | | All Students | 261 | 15 | 177 | 10 | 972 | 57 |
| | Male | 134 | 17 | 98 | 12 | 463 | 57 | 113 | 14 |
| | Female | 127 | 14 | 79 | 9 | 509 | 57 | 172 | 19 |
| | Aboriginal | 5 | 26 | 4 | 21 | 9 | 47 | 1 | 5 |
| | ESL | 110 | 34 | 50 | 15 | 134 | 41 | 29 | 9 |
| | Special Needs* | 34 | 37 | 22 | 24 | 31 | 34 | 4 | 4 |

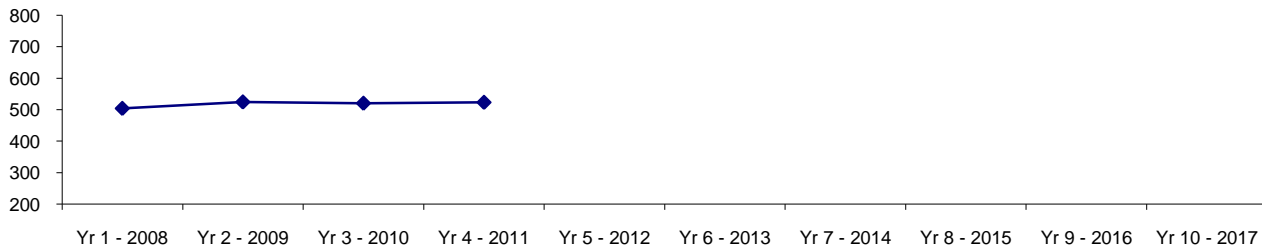
| Writing | Performance Level Unknown | Performance Level Unknown | | Not Yet Meeting | | Meeting | | Exceeding | |
|---------|---------------------------|---------------------------|---------------------|-----------------|----|---------|----|-----------|----|
| | | # | % | # | % | # | % | # | % |
| | | | All Students | 273 | 16 | 81 | 5 | 1221 | 72 |
| | Male | 142 | 18 | 52 | 6 | 580 | 72 | 34 | 4 |
| | Female | 131 | 15 | 29 | 3 | 641 | 72 | 86 | 10 |
| | Aboriginal | 5 | 26 | 2 | 11 | 12 | 63 | 0 | 0 |
| | ESL | 111 | 34 | 15 | 5 | 183 | 57 | 14 | 4 |
| | Special Needs* | 34 | 37 | 13 | 14 | 44 | 48 | 0 | 0 |

| Numeracy | Performance Level Unknown | Performance Level Unknown | | Not Yet Meeting | | Meeting | | Exceeding | |
|----------|---------------------------|---------------------------|---------------------|-----------------|----|---------|----|-----------|----|
| | | # | % | # | % | # | % | # | % |
| | | | All Students | 261 | 15 | 150 | 9 | 924 | 55 |
| | Male | 134 | 17 | 62 | 8 | 452 | 56 | 160 | 20 |
| | Female | 127 | 14 | 88 | 10 | 472 | 53 | 200 | 23 |
| | Aboriginal | 6 | 32 | 5 | 26 | 8 | 42 | 0 | 0 |
| | ESL | 100 | 31 | 30 | 9 | 127 | 39 | 66 | 20 |
| | Special Needs* | 38 | 42 | 14 | 15 | 33 | 36 | 6 | 7 |

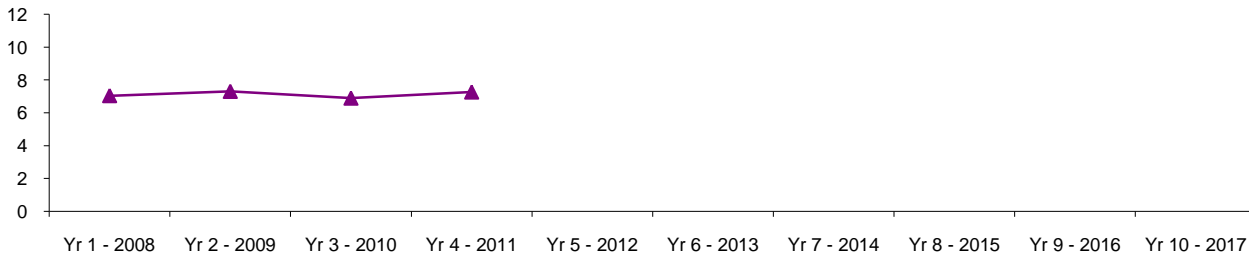
Performance Level Unknown
 Not Yet Meeting
 Meeting
 Exceeding

Note: Special Needs includes Sensory Disabilities, Learning Disabilities and Behaviour Disabilities.

Average FSA Scaled Score - Grade 7 Reading



Average FSA Score - Grade 7 Writing



Average FSA Scaled Score - Grade 7 Numeracy

