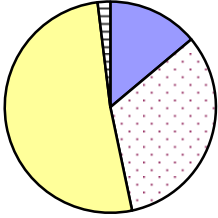
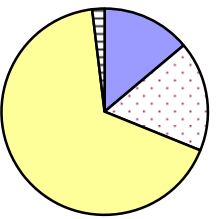
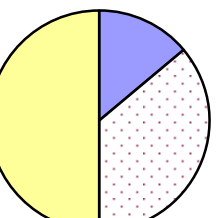


Number of Grade 4 students based on February enrolment (may vary from the numbers shown below): 58

Reading	Performance Level Unknown	Performance Level Unknown		Not Yet Meeting		Meeting		Exceeding	
		#	%	#	%	#	%	#	%
									
All Students	8	14	19	33	30	52	1	2	
Male	4	14	13	46	10	36	1	4	
Female	4	13	6	20	20	67	0	0	
Aboriginal	Msk	Msk	Msk	Msk	Msk	Msk	Msk	Msk	
ESL	4	12	13	38	17	50	0	0	
Special Needs*	2	33	3	50	1	17	0	0	

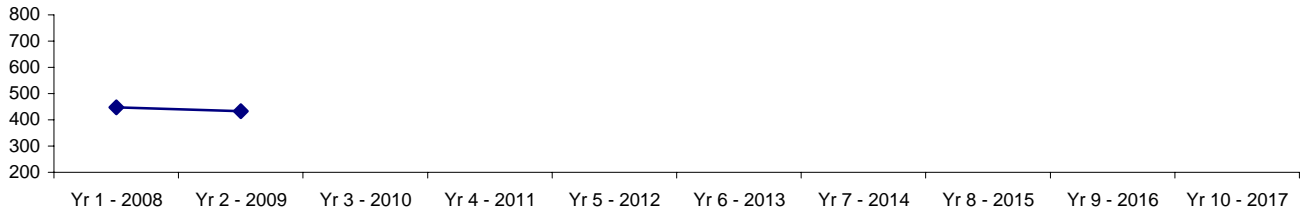
Writing	Performance Level Unknown	Performance Level Unknown		Not Yet Meeting		Meeting		Exceeding	
		#	%	#	%	#	%	#	%
									
All Students	8	14	10	17	39	67	1	2	
Male	4	14	7	25	16	57	1	4	
Female	4	13	3	10	23	77	0	0	
Aboriginal	Msk	Msk	Msk	Msk	Msk	Msk	Msk	Msk	
ESL	4	12	6	18	23	68	1	3	
Special Needs*	2	33	2	33	2	33	0	0	

Numeracy	Performance Level Unknown	Performance Level Unknown		Not Yet Meeting		Meeting		Exceeding	
		#	%	#	%	#	%	#	%
									
All Students	8	14	21	36	29	50	0	0	
Male	4	14	12	43	12	43	0	0	
Female	4	13	9	30	17	57	0	0	
Aboriginal	Msk	Msk	Msk	Msk	Msk	Msk	Msk	Msk	
ESL	4	12	14	41	16	47	0	0	
Special Needs*	2	33	4	67	0	0	0	0	

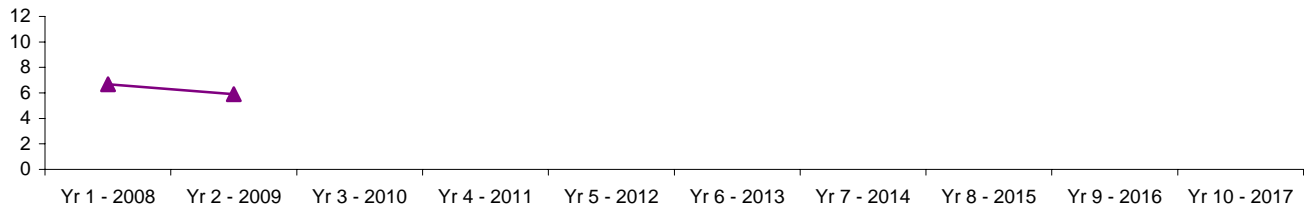
Performance Level Unknown
 Not Yet Meeting
 Meeting
 Exceeding

Note: Special Needs includes Sensory Disabilities, Learning Disabilities and Behaviour Disabilities.

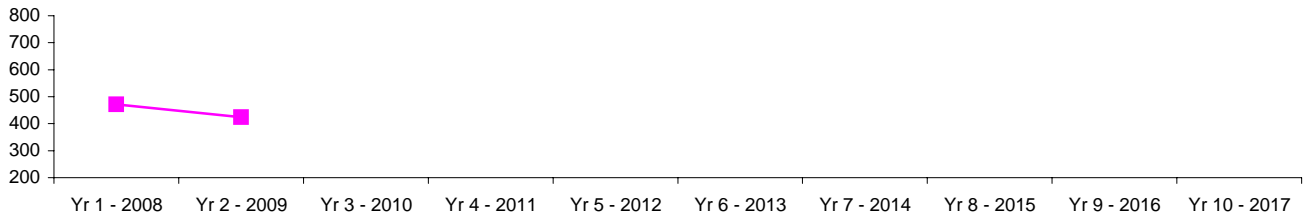
Average FSA Scaled Score - Grade 4 Reading



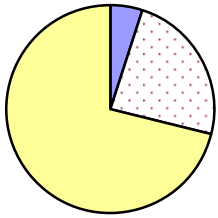
Average FSA Score - Grade 4 Writing

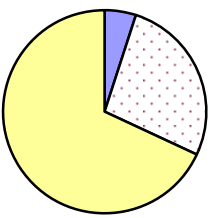


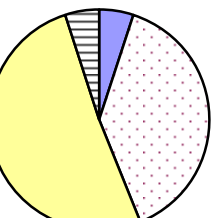
Average FSA Scaled Score - Grade 4 Numeracy



Number of Grade 7 students based on February enrolment (may vary from the numbers shown below): 40

Reading	Performance Level Unknown	Performance Level Unknown		Not Yet Meeting		Meeting		Exceeding	
		#	%	#	%	#	%	#	%
			All Students	2	5	10	24	29	71
	Male	2	10	5	24	14	67	0	0
	Female	0	0	5	25	15	75	0	0
	Aboriginal	Msk	Msk	Msk	Msk	Msk	Msk	Msk	Msk
	ESL	Msk	Msk	Msk	Msk	Msk	Msk	Msk	Msk
	Special Needs*	Msk	Msk	Msk	Msk	Msk	Msk	Msk	Msk

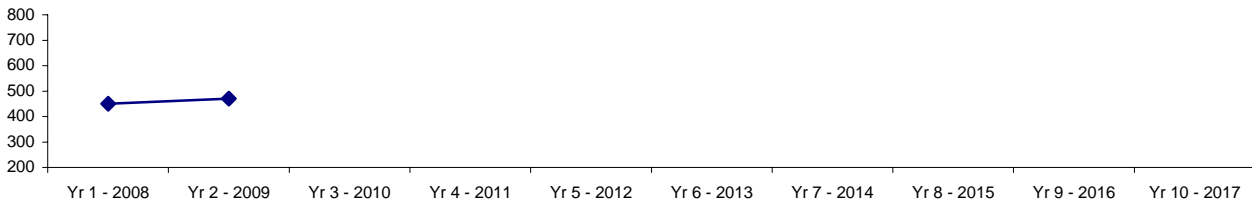
Writing	Performance Level Unknown	Performance Level Unknown		Not Yet Meeting		Meeting		Exceeding	
		#	%	#	%	#	%	#	%
			All Students	2	5	11	27	28	68
	Male	2	10	10	48	9	43	0	0
	Female	0	0	1	5	19	95	0	0
	Aboriginal	Msk	Msk	Msk	Msk	Msk	Msk	Msk	Msk
	ESL	Msk	Msk	Msk	Msk	Msk	Msk	Msk	Msk
	Special Needs*	Msk	Msk	Msk	Msk	Msk	Msk	Msk	Msk

Numeracy	Performance Level Unknown	Performance Level Unknown		Not Yet Meeting		Meeting		Exceeding	
		#	%	#	%	#	%	#	%
			All Students	2	5	16	39	21	51
	Male	2	10	8	38	10	48	1	5
	Female	0	0	8	40	11	55	1	5
	Aboriginal	Msk	Msk	Msk	Msk	Msk	Msk	Msk	Msk
	ESL	Msk	Msk	Msk	Msk	Msk	Msk	Msk	Msk
	Special Needs*	Msk	Msk	Msk	Msk	Msk	Msk	Msk	Msk

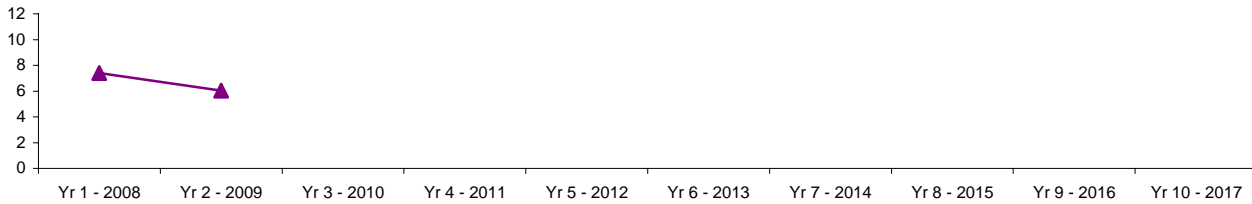
Performance Level Unknown
 Not Yet Meeting
 Meeting
 Exceeding

Note: Special Needs includes Sensory Disabilities, Learning Disabilities and Behaviour Disabilities.

Average FSA Scaled Score - Grade 7 Reading



Average FSA Score - Grade 7 Writing



Average FSA Scaled Score - Grade 7 Numeracy

