

Number of Grade 4 students based on February enrolment (may vary from the numbers shown below): 35

Reading	Performance Level Unknown		Not Yet Meeting		Meeting		Exceeding	
	#	%	#	%	#	%	#	%
	<b>0</b>	<b>0</b>	<b>13</b>	<b>37</b>	<b>20</b>	<b>57</b>	<b>2</b>	<b>6</b>
Male	0	0	8	36	13	59	1	5
Female	0	0	5	38	7	54	1	8
Aboriginal	Msk	Msk	Msk	Msk	Msk	Msk	Msk	Msk
ESL	Msk	Msk	Msk	Msk	Msk	Msk	Msk	Msk
Special Needs*	-	-	-	-	-	-	-	-

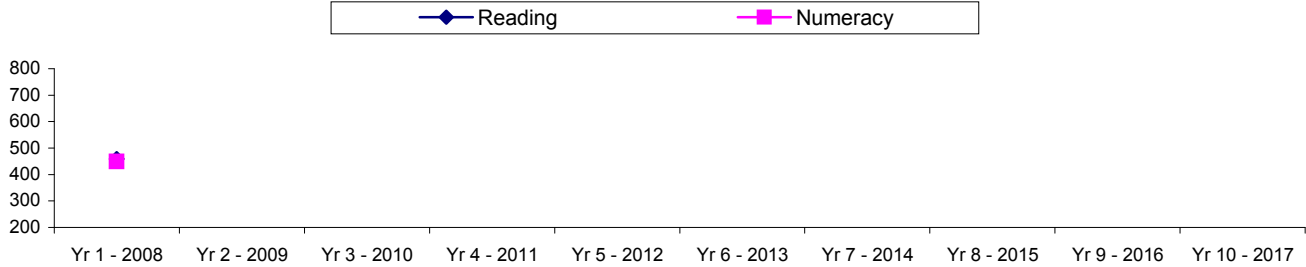
Writing	Performance Level Unknown		Not Yet Meeting		Meeting		Exceeding	
	#	%	#	%	#	%	#	%
	<b>0</b>	<b>0</b>	<b>14</b>	<b>40</b>	<b>21</b>	<b>60</b>	<b>0</b>	<b>0</b>
Male	0	0	11	50	11	50	0	0
Female	0	0	3	23	10	77	0	0
Aboriginal	Msk	Msk	Msk	Msk	Msk	Msk	Msk	Msk
ESL	Msk	Msk	Msk	Msk	Msk	Msk	Msk	Msk
Special Needs*	-	-	-	-	-	-	-	-

Numeracy	Performance Level Unknown		Not Yet Meeting		Meeting		Exceeding	
	#	%	#	%	#	%	#	%
	<b>0</b>	<b>0</b>	<b>12</b>	<b>34</b>	<b>20</b>	<b>57</b>	<b>3</b>	<b>9</b>
Male	0	0	8	36	12	55	2	9
Female	0	0	4	31	8	62	1	8
Aboriginal	Msk	Msk	Msk	Msk	Msk	Msk	Msk	Msk
ESL	Msk	Msk	Msk	Msk	Msk	Msk	Msk	Msk
Special Needs*	-	-	-	-	-	-	-	-

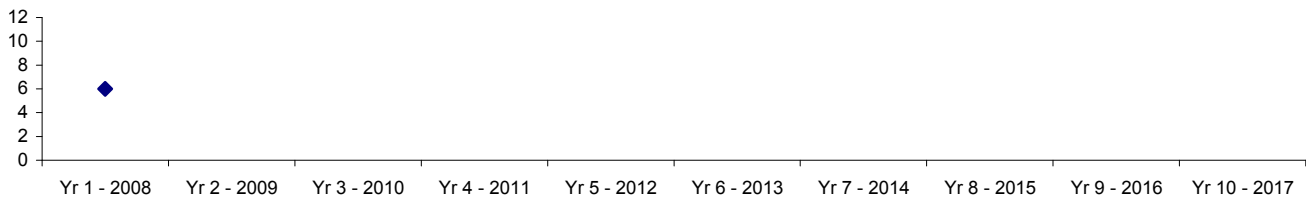
Performance Level Unknown
  Not Yet Meeting
  Meeting
  Exceeding

Note: Special Needs includes Sensory Disabilities, Learning Disabilities and Behaviour Disabilities.

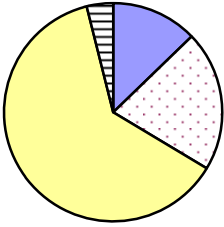
Average FSA Scaled Score - Grade 4 Reading and Numeracy

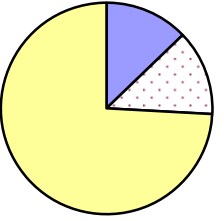


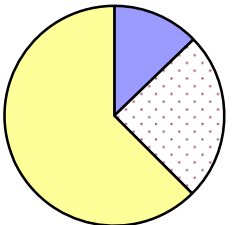
Average FSA Score - Grade 4 Writing



Number of Grade 7 students based on February enrolment (may vary from the numbers shown below): 23

Reading	Performance Level Unknown		Not Yet Meeting		Meeting		Exceeding		
	#	%	#	%	#	%	#	%	
		<b>All Students</b>	<b>3</b>	<b>13</b>	<b>5</b>	<b>21</b>	<b>15</b>	<b>63</b>	<b>1</b>
	Male	2	13	4	27	9	60	0	0
	Female	1	11	1	11	6	67	1	11
	Aboriginal	Msk	Msk	Msk	Msk	Msk	Msk	Msk	Msk
	ESL	-	-	-	-	-	-	-	-
	Special Needs*	Msk	Msk	Msk	Msk	Msk	Msk	Msk	Msk

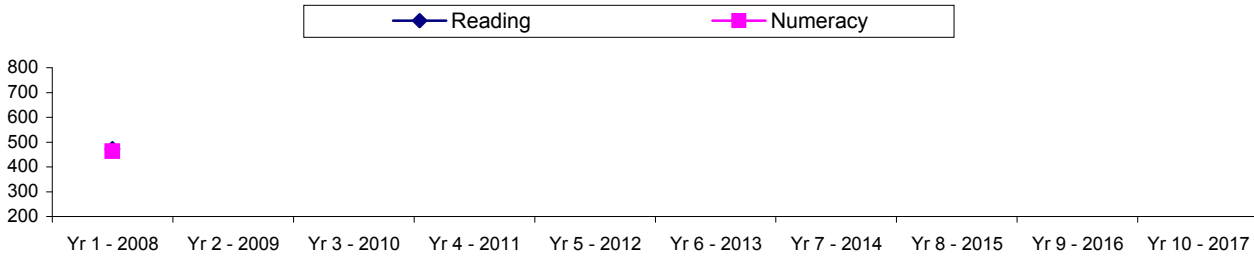
Writing	Performance Level Unknown		Not Yet Meeting		Meeting		Exceeding		
	#	%	#	%	#	%	#	%	
		<b>All Students</b>	<b>3</b>	<b>13</b>	<b>3</b>	<b>13</b>	<b>18</b>	<b>75</b>	<b>0</b>
	Male	2	13	2	13	11	73	0	0
	Female	1	11	1	11	7	78	0	0
	Aboriginal	Msk	Msk	Msk	Msk	Msk	Msk	Msk	Msk
	ESL	-	-	-	-	-	-	-	-
	Special Needs*	Msk	Msk	Msk	Msk	Msk	Msk	Msk	Msk

Numeracy	Performance Level Unknown		Not Yet Meeting		Meeting		Exceeding		
	#	%	#	%	#	%	#	%	
		<b>All Students</b>	<b>3</b>	<b>13</b>	<b>6</b>	<b>25</b>	<b>15</b>	<b>63</b>	<b>0</b>
	Male	2	13	4	27	9	60	0	0
	Female	1	11	2	22	6	67	0	0
	Aboriginal	Msk	Msk	Msk	Msk	Msk	Msk	Msk	Msk
	ESL	-	-	-	-	-	-	-	-
	Special Needs*	Msk	Msk	Msk	Msk	Msk	Msk	Msk	Msk

Performance Level Unknown
  Not Yet Meeting
  Meeting
  Exceeding

Note: Special Needs includes Sensory Disabilities, Learning Disabilities and Behaviour Disabilities.

Average FSA Scaled Score - Grade 7 Reading and Numeracy



Average FSA Score - Grade 7 Writing

