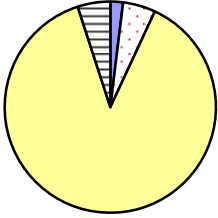
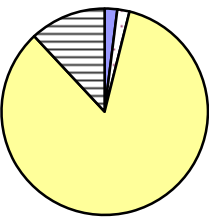
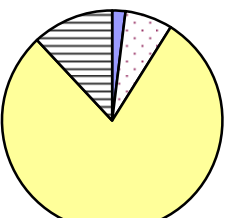






Number of Grade 4 students based on February enrolment (may vary from the numbers shown below): 43

Reading		Performance Level Unknown		Not Yet Meeting		Meeting		Exceeding	
		#	%	#	%	#	%	#	%
		<b>All Students</b>	1	2	2	5	38	88	2
Male	0	0	1	4	24	89	2	7	
Female	1	6	1	6	14	88	0	0	
Aboriginal	Msk	Msk	Msk	Msk	Msk	Msk	Msk	Msk	
ESL	-	-	-	-	-	-	-	-	
Special Needs*	Msk	Msk	Msk	Msk	Msk	Msk	Msk	Msk	

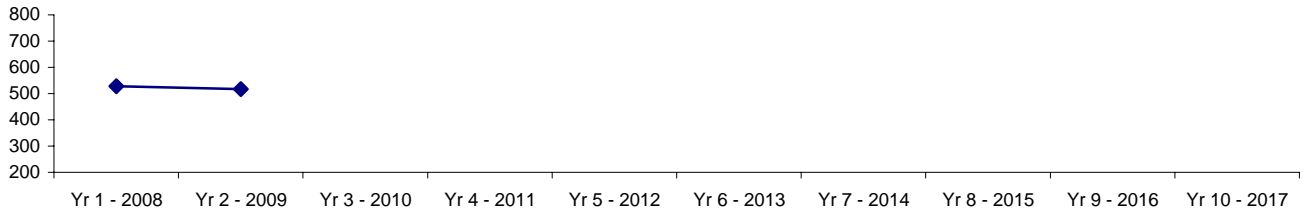
Writing		Performance Level Unknown		Not Yet Meeting		Meeting		Exceeding	
		#	%	#	%	#	%	#	%
		<b>All Students</b>	1	2	1	2	36	84	5
Male	0	0	1	4	23	85	3	11	
Female	1	6	0	0	13	81	2	13	
Aboriginal	Msk	Msk	Msk	Msk	Msk	Msk	Msk	Msk	
ESL	-	-	-	-	-	-	-	-	
Special Needs*	Msk	Msk	Msk	Msk	Msk	Msk	Msk	Msk	

Numeracy		Performance Level Unknown		Not Yet Meeting		Meeting		Exceeding	
		#	%	#	%	#	%	#	%
		<b>All Students</b>	1	2	3	7	34	79	5
Male	0	0	1	4	22	81	4	15	
Female	1	6	2	13	12	75	1	6	
Aboriginal	Msk	Msk	Msk	Msk	Msk	Msk	Msk	Msk	
ESL	-	-	-	-	-	-	-	-	
Special Needs*	Msk	Msk	Msk	Msk	Msk	Msk	Msk	Msk	

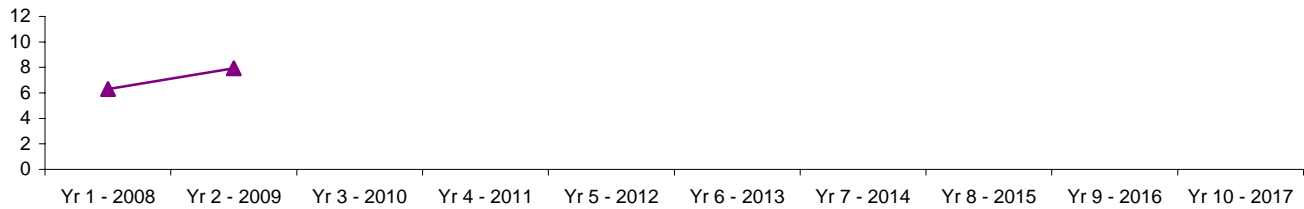
 Performance Level Unknown     Not Yet Meeting     Meeting     Exceeding

Note: Special Needs includes Sensory Disabilities, Learning Disabilities and Behaviour Disabilities.

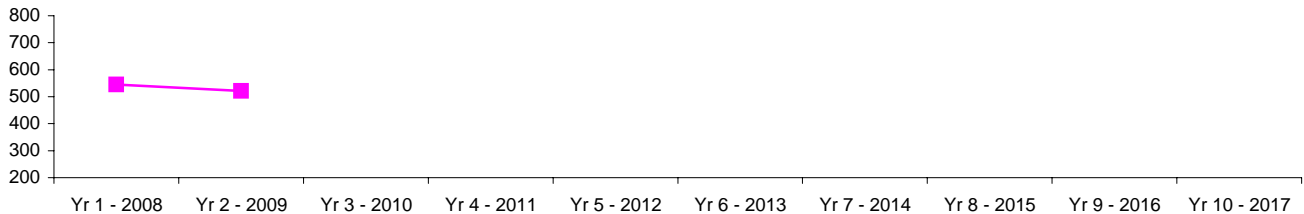
Average FSA Scaled Score - Grade 4 Reading



Average FSA Score - Grade 4 Writing



Average FSA Scaled Score - Grade 4 Numeracy



**Comparison to an International Reading Benchmark**

Your school's FSA Grade 4 Reading results have been aligned with the most recent Progress in International Reading Literacy Study (PIRLS). Your school performed at or above the International Benchmark. More information about PIRLS is available at [www.bced.gov.bc.ca/assessment/nat\\_int\\_assess.htm](http://www.bced.gov.bc.ca/assessment/nat_int_assess.htm)

Congratulations!

