

# Overview of Class Size and Composition in British Columbia Public Schools 2008/09

**04444036 Carson Graham Secondary**

This class size data are current as of September 30, 2008 and have been verified by school districts.

---

### **PLEASE NOTE**

The Ministry makes small and continuous improvements to the quality of its data. Sometimes these changes result in differences from previously published reports. The data in this report are the most accurate data available at time of publication.

Ministry reports are available at <http://www.bced.gov.bc.ca/reporting/>

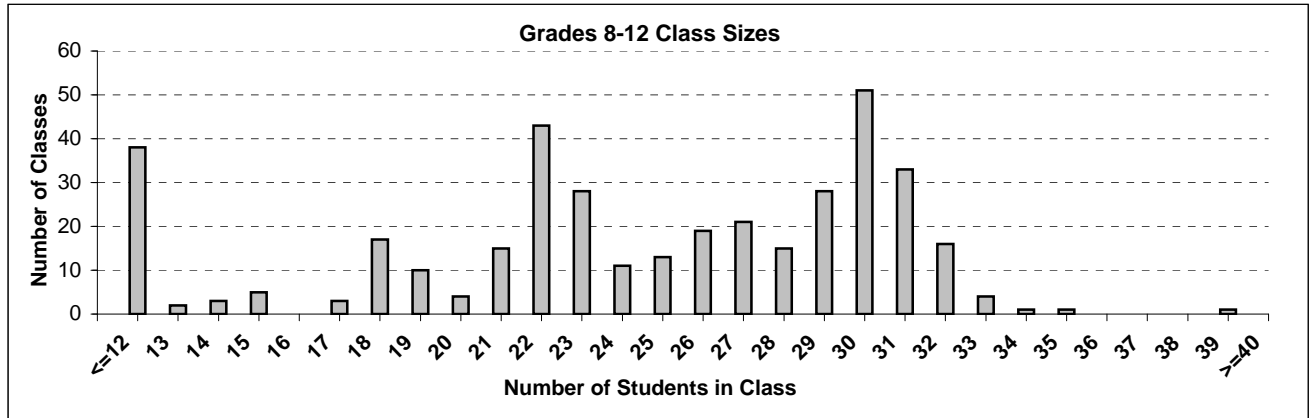
Contact the Information Department at [educ.reportingunit@gov.bc.ca](mailto:educ.reportingunit@gov.bc.ca)

---

# School Class Sizes

## 04444036 Carson Graham Secondary

Source: Class size data collection (as of September 30) from standard BC public schools.



---

## School - Average Class Size

---

### 04444036 Carson Graham Secondary

Source: Class size data collection (as of September 30) from standard BC public schools.

School - Average Class Size	Kindergarten	Grade 1 - 3	Grade 4 - 7	Grade 8 - 12
	-	-	-	24.1

District - Average Class Size	Kindergarten	Grade 1 - 3	Grade 4 - 7	Grade 8 - 12
	17.3	20.9	26.3	25.2

Province - Average Class Size	Kindergarten	Grade 1 - 3	Grade 4 - 7	Grade 8 - 12
	17.7	20.6	25.8	24.4

Number of Reported Classes with Assigned Education Assistants	64
---	----

Number of Reported Classes in School	382
--------------------------------------	-----

Number of Reported Classes in School with more than 30 Students	56
---	----

## School Class Size and Composition

### 04444036 Carson Graham Secondary

Source: Class size data collection (as of September 30) from standard BC public schools.

Division / Class	Number of Students by Grade															Class Has EA	Total Number of Students Entitled to an IEP	Total Number of Gifted Students	Total Number of ESL/ESD Students
	KH	KF	1	2	3	4	5	6	7	8	9	10	11	12	Total				
DRAMA 8 (01)	-	-	-	-	-	-	-	-	-	22	-	-	-	-	22	N	4	-	2
DRAMA 8 (01)	-	-	-	-	-	-	-	-	-	22	-	-	-	-	22	N	4	-	2
DRAMA 8 (02)	-	-	-	-	-	-	-	-	-	22	-	-	-	-	22	N	5	-	-
DRAMA 8 (02)	-	-	-	-	-	-	-	-	-	22	-	-	-	-	22	N	5	-	-
DRAMA 8 (03)	-	-	-	-	-	-	-	-	-	22	-	-	-	-	22	N	4	-	-
DRAMA 8 (03)	-	-	-	-	-	-	-	-	-	22	-	-	-	-	22	N	4	-	-
DRAMA 8 (04)	-	-	-	-	-	-	-	-	-	19	-	-	-	-	19	N	3	1	4
DRAMA 8 (04)	-	-	-	-	-	-	-	-	-	19	-	-	-	-	19	N	3	1	4
DRAMA 8 (05)	-	-	-	-	-	-	-	-	-	18	-	-	-	-	18	N	3	-	2
DRAMA 8 (05)	-	-	-	-	-	-	-	-	-	18	-	-	-	-	18	N	3	-	2
DRAMA 8 (06)	-	-	-	-	-	-	-	-	-	17	1	-	-	-	18	N	6	-	1
DRAMA 8 (06)	-	-	-	-	-	-	-	-	-	17	1	-	-	-	18	N	6	-	1
ENGLISH LANGUAGE ARTS 8 (01)	-	-	-	-	-	-	-	-	-	11	-	-	-	-	11	N	7	-	-
ENGLISH LANGUAGE ARTS 8 (01)	-	-	-	-	-	-	-	-	-	27	-	-	-	-	27	N	1	-	2
ENGLISH LANGUAGE ARTS 8 (02)	-	-	-	-	-	-	-	-	-	28	1	-	-	-	29	N	4	1	2
ENGLISH LANGUAGE ARTS 8 (03)	-	-	-	-	-	-	-	-	-	28	1	-	-	-	29	N	1	1	-
ENGLISH LANGUAGE ARTS 8 (04)	-	-	-	-	-	-	-	-	-	27	-	-	-	-	27	N	3	-	4
FRENCH 8 (01)	-	-	-	-	-	-	-	-	-	25	-	-	-	-	25	Y	1	1	-
FRENCH 8 (02)	-	-	-	-	-	-	-	-	-	30	1	-	-	-	31	N	1	1	1
FRENCH 8 (03)	-	-	-	-	-	-	-	-	-	19	-	-	-	1	20	N	-	-	1
HEALTH AND CAREER EDUCATION 08 (01)	-	-	-	-	-	-	-	-	-	23	-	-	-	-	23	N	4	-	2
HEALTH AND CAREER EDUCATION 08 (02)	-	-	-	-	-	-	-	-	-	22	-	-	-	-	22	N	5	-	1
HEALTH AND CAREER EDUCATION 08 (03)	-	-	-	-	-	-	-	-	-	22	-	-	-	-	22	N	5	-	1
HEALTH AND CAREER EDUCATION 08 (04)	-	-	-	-	-	-	-	-	-	20	1	-	-	-	21	N	5	-	3
HEALTH AND CAREER EDUCATION 08 (05)	-	-	-	-	-	-	-	-	-	23	-	-	-	-	23	N	3	-	-
HEALTH AND CAREER EDUCATION 08 (06)	-	-	-	-	-	-	-	-	-	21	-	-	-	-	21	N	3	2	2
HOME ECONOMICS 8 (01)	-	-	-	-	-	-	-	-	-	23	-	-	-	-	23	N	4	-	2
HOME ECONOMICS 8 (02)	-	-	-	-	-	-	-	-	-	22	-	-	-	-	22	N	5	-	1
HOME ECONOMICS 8 (03)	-	-	-	-	-	-	-	-	-	22	-	-	-	-	22	N	5	-	1
HOME ECONOMICS 8 (04)	-	-	-	-	-	-	-	-	-	20	1	-	-	-	21	N	5	-	3
HOME ECONOMICS 8 (05)	-	-	-	-	-	-	-	-	-	23	-	-	-	-	23	N	3	-	-
HOME ECONOMICS 8 (06)	-	-	-	-	-	-	-	-	-	21	-	-	-	-	21	N	3	2	2
INFORMATION TECHNOLOGY 8 (01)	-	-	-	-	-	-	-	-	-	23	-	-	-	-	23	N	4	-	2
INFORMATION TECHNOLOGY 8 (02)	-	-	-	-	-	-	-	-	-	22	-	-	-	-	22	N	5	-	1

## School Class Size and Composition

### 04444036 Carson Graham Secondary

Source: Class size data collection (as of September 30) from standard BC public schools.

Division / Class	Number of Students by Grade															Class Has EA	Total Number of Students Entitled to an IEP	Total Number of Gifted Students	Total Number of ESL/ESD Students
	KH	KF	1	2	3	4	5	6	7	8	9	10	11	12	Total				
INFORMATION TECHNOLOGY 8 (03)	-	-	-	-	-	-	-	-	-	22	-	-	-	-	22	N	5	-	1
INFORMATION TECHNOLOGY 8 (04)	-	-	-	-	-	-	-	-	-	20	1	-	-	-	21	N	5	-	3
INFORMATION TECHNOLOGY 8 (05)	-	-	-	-	-	-	-	-	-	23	-	-	-	-	23	N	3	-	-
INFORMATION TECHNOLOGY 8 (06)	-	-	-	-	-	-	-	-	-	21	-	-	-	-	21	N	3	2	2
MATHEMATICS 8 (01)	-	-	-	-	-	-	-	-	-	19	3	-	-	-	22	N	1	-	1
MATHEMATICS 8 (01)	-	-	-	-	-	-	-	-	-	10	-	-	-	-	10	Y	6	-	-
MATHEMATICS 8 (01)	-	-	-	-	-	-	-	-	-	19	-	-	-	-	19	N	6	-	1
MATHEMATICS 8 (02)	-	-	-	-	-	-	-	-	-	23	-	-	-	-	23	N	2	2	-
MATHEMATICS 8 (03)	-	-	-	-	-	-	-	-	-	24	1	-	-	-	25	Y	2	-	-
MATHEMATICS 8 (04)	-	-	-	-	-	-	-	-	-	28	-	-	-	-	28	N	-	-	7
MUSIC 8 (01)	-	-	-	-	-	-	-	-	-	22	-	-	-	-	22	N	4	-	2
MUSIC 8 (01)	-	-	-	-	-	-	-	-	-	22	-	-	-	-	22	N	4	-	2
MUSIC 8 (01), MUSIC 9 (01)	-	-	-	-	-	-	-	-	-	11	2	1	2	2	18	Y	1	1	3
MUSIC 8 (02)	-	-	-	-	-	-	-	-	-	22	-	-	-	-	22	N	5	-	-
MUSIC 8 (02)	-	-	-	-	-	-	-	-	-	22	-	-	-	-	22	N	5	-	-
MUSIC 8 (03)	-	-	-	-	-	-	-	-	-	22	-	-	-	-	22	N	4	-	-
MUSIC 8 (03)	-	-	-	-	-	-	-	-	-	22	-	-	-	-	22	N	4	-	-
MUSIC 8 (04)	-	-	-	-	-	-	-	-	-	19	-	-	-	-	19	N	3	1	4
MUSIC 8 (04)	-	-	-	-	-	-	-	-	-	19	-	-	-	-	19	N	3	1	4
MUSIC 8 (05)	-	-	-	-	-	-	-	-	-	18	-	-	-	-	18	N	3	-	2
MUSIC 8 (05)	-	-	-	-	-	-	-	-	-	18	-	-	-	-	18	N	3	-	2
MUSIC 8 (06)	-	-	-	-	-	-	-	-	-	17	1	-	-	-	18	N	6	-	1
MUSIC 8 (06)	-	-	-	-	-	-	-	-	-	17	1	-	-	-	18	N	6	-	1
PHYSICAL EDUCATION 8 (01)	-	-	-	-	-	-	-	-	-	25	1	-	-	-	26	N	8	1	2
PHYSICAL EDUCATION 8 (01)	-	-	-	-	-	-	-	-	-	25	2	-	-	-	27	N	8	-	3
PHYSICAL EDUCATION 8 (02)	-	-	-	-	-	-	-	-	-	22	1	-	-	-	23	N	3	1	2
PHYSICAL EDUCATION 8 (02)	-	-	-	-	-	-	-	-	-	23	1	-	-	-	24	N	1	-	1
PHYSICAL EDUCATION 8 (03)	-	-	-	-	-	-	-	-	-	22	-	-	-	-	22	N	3	-	-
SCIENCE 8 (01)	-	-	-	-	-	-	-	-	-	29	1	-	-	-	30	N	1	-	3
SCIENCE 8 (01)	-	-	-	-	-	-	-	-	-	9	1	-	-	-	10	N	6	-	-
SCIENCE 8 (02)	-	-	-	-	-	-	-	-	-	31	-	-	-	-	31	N	4	1	1
SCIENCE 8 (03)	-	-	-	-	-	-	-	-	-	25	1	-	-	-	26	N	4	-	1
SCIENCE 8 (04)	-	-	-	-	-	-	-	-	-	29	-	-	-	-	29	N	3	1	4
SOCIAL STUDIES 8 (01)	-	-	-	-	-	-	-	-	-	9	-	-	-	-	9	N	5	-	-

## School Class Size and Composition

### 04444036 Carson Graham Secondary

Source: Class size data collection (as of September 30) from standard BC public schools.

Division / Class	Number of Students by Grade															Class Has EA	Total Number of Students Entitled to an IEP	Total Number of Gifted Students	Total Number of ESL/ESD Students
	KH	KF	1	2	3	4	5	6	7	8	9	10	11	12	Total				
SOCIAL STUDIES 8 (01)	-	-	-	-	-	-	-	-	-	30	-	-	-	-	30	N	4	1	1
SOCIAL STUDIES 8 (02)	-	-	-	-	-	-	-	-	-	29	-	-	-	-	29	N	3	-	3
SOCIAL STUDIES 8 (03)	-	-	-	-	-	-	-	-	-	29	1	-	-	-	30	Y	4	-	1
SOCIAL STUDIES 8 (04)	-	-	-	-	-	-	-	-	-	25	-	-	-	-	25	N	1	1	3
TECHNOLOGY EDUCATION 8 (01)	-	-	-	-	-	-	-	-	-	23	-	-	-	-	23	N	4	-	2
TECHNOLOGY EDUCATION 8 (01)	-	-	-	-	-	-	-	-	-	23	-	-	-	-	23	N	4	-	2
TECHNOLOGY EDUCATION 8 (01)	-	-	-	-	-	-	-	-	-	23	-	-	-	-	23	N	4	-	2
TECHNOLOGY EDUCATION 8 (02)	-	-	-	-	-	-	-	-	-	22	-	-	-	-	22	N	5	-	1
TECHNOLOGY EDUCATION 8 (02)	-	-	-	-	-	-	-	-	-	22	-	-	-	-	22	N	5	-	1
TECHNOLOGY EDUCATION 8 (02)	-	-	-	-	-	-	-	-	-	22	-	-	-	-	22	N	5	-	1
TECHNOLOGY EDUCATION 8 (03)	-	-	-	-	-	-	-	-	-	22	-	-	-	-	22	N	5	-	1
TECHNOLOGY EDUCATION 8 (03)	-	-	-	-	-	-	-	-	-	22	-	-	-	-	22	N	5	-	1
TECHNOLOGY EDUCATION 8 (03)	-	-	-	-	-	-	-	-	-	22	-	-	-	-	22	N	5	-	1
TECHNOLOGY EDUCATION 8 (04)	-	-	-	-	-	-	-	-	-	20	1	-	-	-	21	N	5	-	3
TECHNOLOGY EDUCATION 8 (04)	-	-	-	-	-	-	-	-	-	20	1	-	-	-	21	N	5	-	3
TECHNOLOGY EDUCATION 8 (04)	-	-	-	-	-	-	-	-	-	20	1	-	-	-	21	N	5	-	3
TECHNOLOGY EDUCATION 8 (05)	-	-	-	-	-	-	-	-	-	23	-	-	-	-	23	N	3	-	-
TECHNOLOGY EDUCATION 8 (05)	-	-	-	-	-	-	-	-	-	23	-	-	-	-	23	N	3	-	-
TECHNOLOGY EDUCATION 8 (05)	-	-	-	-	-	-	-	-	-	23	-	-	-	-	23	N	3	-	-
TECHNOLOGY EDUCATION 8 (06)	-	-	-	-	-	-	-	-	-	21	-	-	-	-	21	N	3	2	2
TECHNOLOGY EDUCATION 8 (06)	-	-	-	-	-	-	-	-	-	21	-	-	-	-	21	N	3	2	2
TECHNOLOGY EDUCATION 8 (06)	-	-	-	-	-	-	-	-	-	21	-	-	-	-	21	N	3	2	2
VISUAL ARTS 8 (01)	-	-	-	-	-	-	-	-	-	22	-	-	-	-	22	N	4	-	2
VISUAL ARTS 8 (01)	-	-	-	-	-	-	-	-	-	22	-	-	-	-	22	N	4	-	2
VISUAL ARTS 8 (02)	-	-	-	-	-	-	-	-	-	22	-	-	-	-	22	N	5	-	-
VISUAL ARTS 8 (02)	-	-	-	-	-	-	-	-	-	22	-	-	-	-	22	N	5	-	-
VISUAL ARTS 8 (03)	-	-	-	-	-	-	-	-	-	22	-	-	-	-	22	N	4	-	-
VISUAL ARTS 8 (03)	-	-	-	-	-	-	-	-	-	22	-	-	-	-	22	N	4	-	-
VISUAL ARTS 8 (04)	-	-	-	-	-	-	-	-	-	19	-	-	-	-	19	N	3	1	4
VISUAL ARTS 8 (04)	-	-	-	-	-	-	-	-	-	19	-	-	-	-	19	N	3	1	4
VISUAL ARTS 8 (05)	-	-	-	-	-	-	-	-	-	18	-	-	-	-	18	N	3	-	2
VISUAL ARTS 8 (05)	-	-	-	-	-	-	-	-	-	18	-	-	-	-	18	N	3	-	2
VISUAL ARTS 8 (06)	-	-	-	-	-	-	-	-	-	17	1	-	-	-	18	N	6	-	1
VISUAL ARTS 8 (06)	-	-	-	-	-	-	-	-	-	17	1	-	-	-	18	N	6	-	1

## School Class Size and Composition

### 04444036 Carson Graham Secondary

Source: Class size data collection (as of September 30) from standard BC public schools.

Division / Class	Number of Students by Grade															Class Has EA	Total Number of Students Entitled to an IEP	Total Number of Gifted Students	Total Number of ESL/ESD Students
	KH	KF	1	2	3	4	5	6	7	8	9	10	11	12	Total				
BA HAIR STYLING 10 (01)	-	-	-	-	-	-	-	-	-	-	17	5	3	1	26	N	2	-	3
BUSINESS ED 10: BUSINESS COMMUNICATIONS (	-	-	-	-	-	-	-	-	-	-	19	6	2	1	28	N	-	-	7
DRAMA 10: THEATRE PERFORMANCE (01)	-	-	-	-	-	-	-	-	-	-	22	6	1	-	29	N	1	-	3
DRAMA 10: THEATRE PERFORMANCE (02)	-	-	-	-	-	-	-	-	-	-	26	1	3	1	31	Y	4	-	1
ENGLISH LANGUAGE ARTS 8 (01), ENGLISH LA	-	-	-	-	-	-	-	-	-	7	7	-	-	-	14	Y	9	-	-
ENGLISH LANGUAGE ARTS 9 (01)	-	-	-	-	-	-	-	-	-	-	30	-	-	-	30	N	2	-	1
ENGLISH LANGUAGE ARTS 9 (02)	-	-	-	-	-	-	-	-	-	-	27	2	-	-	29	N	5	-	-
ENGLISH LANGUAGE ARTS 9 (03)	-	-	-	-	-	-	-	-	-	-	24	2	-	-	26	N	1	-	-
ENGLISH LANGUAGE ARTS 9 (04)	-	-	-	-	-	-	-	-	-	-	28	1	-	-	29	Y	2	-	2
ESSENTIALS OF MATHEMATICS 10 (01), MATHE	-	-	-	-	-	-	-	-	-	-	7	1	2	-	10	Y	7	-	1
FRENCH 9 (01)	-	-	-	-	-	-	-	-	-	-	30	1	-	-	31	N	-	-	2
FRENCH 9 (02)	-	-	-	-	-	-	-	-	-	2	26	-	-	-	28	N	-	-	-
HOME ECONOMICS 10: FOODS (01)	-	-	-	-	-	-	-	-	-	-	16	5	1	-	22	Y	4	-	4
HOME ECONOMICS 10: FOODS (02)	-	-	-	-	-	-	-	-	-	-	22	2	-	-	24	N	1	-	-
HOME ECONOMICS 10: FOODS (03)	-	-	-	-	-	-	-	-	-	-	21	1	2	3	27	Y	3	-	2
MATHEMATICS 8 (01), MATHEMATICS 9 (01)	-	-	-	-	-	-	-	-	-	7	8	-	-	-	15	Y	10	-	-
MATHEMATICS 9 (01)	-	-	-	-	-	-	-	-	-	-	10	1	-	-	11	N	1	-	1
MATHEMATICS 9 (01)	-	-	-	-	-	-	-	-	-	-	27	4	-	-	31	N	-	-	5
MATHEMATICS 9 (02)	-	-	-	-	-	-	-	-	-	-	14	4	-	-	18	N	3	-	-
MATHEMATICS 9 (02)	-	-	-	-	-	-	-	-	-	-	27	3	-	-	30	N	-	-	4
MATHEMATICS 9 (03)	-	-	-	-	-	-	-	-	-	-	30	3	-	-	33	N	-	-	2
METAL FABRICATION AND MACHINING 11 (01),	-	-	-	-	-	-	-	-	-	-	10	4	7	6	27	Y	8	-	-
PHYSICAL EDUCATION 10 (01), PHYSICAL EDU	-	-	-	-	-	-	-	-	-	-	12	11	5	1	29	N	2	-	5
PHYSICAL EDUCATION 10 (02), PHYSICAL EDU	-	-	-	-	-	-	-	-	-	-	15	11	1	1	28	N	4	-	2
PHYSICAL EDUCATION 8 (01), PHYSICAL EDUC	-	-	-	-	-	-	-	-	-	13	22	-	-	-	35	N	2	-	4
PHYSICAL EDUCATION 9 (01)	-	-	-	-	-	-	-	-	-	-	27	1	-	-	28	N	4	-	1
PHYSICAL EDUCATION 9 (02)	-	-	-	-	-	-	-	-	-	-	20	2	-	-	22	Y	1	-	2
PHYSICAL EDUCATION 9 (03)	-	-	-	-	-	-	-	-	-	-	27	1	-	-	28	N	4	-	2
SCIENCE 8 (01), SCIENCE 9 (01)	-	-	-	-	-	-	-	-	-	7	7	-	1	-	15	Y	10	-	-
SCIENCE 9 (01)	-	-	-	-	-	-	-	-	-	-	31	1	-	-	32	N	2	-	3
SCIENCE 9 (02)	-	-	-	-	-	-	-	-	-	-	30	2	-	-	32	N	2	-	5
SCIENCE 9 (03)	-	-	-	-	-	-	-	-	-	-	30	1	-	-	31	N	3	-	2
SCIENCE 9 (04)	-	-	-	-	-	-	-	-	-	-	26	5	-	-	31	N	3	-	1
SOCIAL STUDIES 8 (01), SOCIAL STUDIES 9	-	-	-	-	-	-	-	-	-	-	7	7	-	-	14	Y	10	-	-

## School Class Size and Composition

### 04444036 Carson Graham Secondary

Source: Class size data collection (as of September 30) from standard BC public schools.

Division / Class	Number of Students by Grade															Class Has EA	Total Number of Students Entitled to an IEP	Total Number of Gifted Students	Total Number of ESL/ESD Students
	KH	KF	1	2	3	4	5	6	7	8	9	10	11	12	Total				
SOCIAL STUDIES 9 (01)	-	-	-	-	-	-	-	-	-	-	28	3	-	-	31	Y	4	-	-
SOCIAL STUDIES 9 (02)	-	-	-	-	-	-	-	-	-	-	30	2	-	-	32	N	1	-	4
SOCIAL STUDIES 9 (03)	-	-	-	-	-	-	-	-	-	-	28	2	-	-	30	N	3	-	1
SOCIAL STUDIES 9 (04)	-	-	-	-	-	-	-	-	-	-	30	1	-	-	31	Y	2	-	1
TECHNOLOGY EDUCATION 10:WOODWORK (01)	-	-	-	-	-	-	-	-	-	-	13	2	1	2	18	N	1	-	3
TECHNOLOGY EDUCATION 10:WOODWORK (02)	-	-	-	-	-	-	-	-	-	-	22	2	1	-	25	Y	2	-	1
TECHNOLOGY EDUCATION 10:WOODWORK (03)	-	-	-	-	-	-	-	-	-	-	19	2	1	-	22	Y	4	-	3
VISUAL ARTS 10: GENERAL (01)	-	-	-	-	-	-	-	-	-	-	23	2	1	3	29	N	2	-	4
APPLICATIONS OF MATHEMATICS 10 (01)	-	-	-	-	-	-	-	-	-	-	-	21	3	-	24	N	4	-	-
BA APPLICATION FOR LEARNING 10 (01), BA	-	-	-	-	-	-	-	-	-	-	-	7	-	1	8	N	3	-	-
BA APPLICATION FOR LEARNING 10 (04), BA	-	-	-	-	-	-	-	-	-	-	-	5	4	2	11	Y	2	-	-
BA APPLICATION FOR LEARNING 10 (07), BA	-	-	-	-	-	-	-	-	-	-	-	5	3	3	11	Y	4	-	-
BA APPLICATION FOR LEARNING 10 (09), BA	-	-	-	-	-	-	-	-	-	-	-	4	2	1	7	Y	1	-	-
BA APPLICATION FOR LEARNING 10 (10), BA	-	-	-	-	-	-	-	-	-	-	-	4	2	1	7	Y	1	-	-
BA LANGUAGE STRATEGIES 10 (01)	-	-	-	-	-	-	-	-	1	3	9	7	6	26	N	-	-	18	
BA MEDIA/JOURNALISM 10 (01), BA MEDIA/JO	-	-	-	-	-	-	-	-	-	-	8	2	5	15	N	-	-	1	
BA PHYSICAL EDUCATION CONDITIONING 10 (0	-	-	-	-	-	-	-	-	-	-	28	-	-	28	N	4	-	-	
BA PHYSICAL EDUCATION CONDITIONING 10 (0	-	-	-	-	-	-	-	-	-	-	25	3	-	28	N	2	2	-	
BA PHYSICAL EDUCATION CONDITIONING 10 (0	-	-	-	-	-	-	-	-	-	1	27	-	-	28	N	1	1	1	
DANCE 10: PERFORMANCE (01), PHYSICAL EDU	-	-	-	-	-	-	-	-	-	2	24	4	-	30	Y	3	-	3	
ENGLISH 10 (01)	-	-	-	-	-	-	-	-	-	-	24	4	-	28	N	2	1	3	
ENGLISH 10 (02)	-	-	-	-	-	-	-	-	-	-	25	4	2	31	N	3	2	-	
ENGLISH 10 (03)	-	-	-	-	-	-	-	-	-	-	25	5	1	31	N	2	-	-	
ENGLISH 10 (04)	-	-	-	-	-	-	-	-	-	-	26	4	-	30	N	4	-	1	
ENGLISH 10 (05)	-	-	-	-	-	-	-	-	-	-	29	-	1	30	N	2	2	1	
ENGLISH 10 (06)	-	-	-	-	-	-	-	-	-	-	24	2	2	28	N	3	1	2	
ESSENTIALS OF MATHEMATICS 10 (01)	-	-	-	-	-	-	-	-	-	-	15	4	2	21	N	6	-	3	
ESSENTIALS OF MATHEMATICS 10 (02)	-	-	-	-	-	-	-	-	-	-	20	1	1	22	Y	6	-	1	
FRENCH 10 (01)	-	-	-	-	-	-	-	-	-	1	29	-	-	30	N	-	-	-	
FRENCH 10 (02)	-	-	-	-	-	-	-	-	-	1	26	1	-	28	N	1	1	-	
INTRODUCTORY SPANISH 11 (01)	-	-	-	-	-	-	-	-	-	-	14	10	1	25	N	1	1	3	
INTRODUCTORY SPANISH 11 (03)	-	-	-	-	-	-	-	-	-	-	18	11	2	31	N	2	3	2	
PHYSICAL EDUCATION 10 (01)	-	-	-	-	-	-	-	-	-	-	25	4	1	30	N	3	2	4	
PHYSICAL EDUCATION 10 (02)	-	-	-	-	-	-	-	-	-	-	27	1	1	29	N	3	1	5	

# School Class Size and Composition

## 04444036 Carson Graham Secondary

Source: Class size data collection (as of September 30) from standard BC public schools.

Division / Class	Number of Students by Grade															Class Has EA	Total Number of Students Entitled to an IEP	Total Number of Gifted Students	Total Number of ESL/ESD Students
	KH	KF	1	2	3	4	5	6	7	8	9	10	11	12	Total				
PLANNING 10 (01)	-	-	-	-	-	-	-	-	-	-	-	28	2	-	30	N	3	-	6
PLANNING 10 (02)	-	-	-	-	-	-	-	-	-	-	-	26	2	1	29	N	1	1	3
PLANNING 10 (03)	-	-	-	-	-	-	-	-	-	-	-	19	8	3	30	N	1	-	6
PLANNING 10 (04)	-	-	-	-	-	-	-	-	-	-	-	23	5	2	30	N	2	-	5
PLANNING 10 (05)	-	-	-	-	-	-	-	-	-	-	-	27	3	1	31	N	4	2	5
PLANNING 10 (06)	-	-	-	-	-	-	-	-	-	-	-	25	1	3	29	N	3	1	4
PLANNING 10 (07)	-	-	-	-	-	-	-	-	-	-	-	23	2	1	26	N	2	2	2
PRINCIPLES OF MATHEMATICS 10 (01)	-	-	-	-	-	-	-	-	-	-	1	29	2	-	32	N	-	-	4
PRINCIPLES OF MATHEMATICS 10 (02)	-	-	-	-	-	-	-	-	-	-	-	22	5	-	27	N	1	3	-
PRINCIPLES OF MATHEMATICS 10 (03)	-	-	-	-	-	-	-	-	-	-	-	29	3	-	32	N	1	1	3
PRINCIPLES OF MATHEMATICS 10 (04)	-	-	-	-	-	-	-	-	-	-	1	28	2	1	32	N	-	1	3
SCIENCE 10 (01)	-	-	-	-	-	-	-	-	-	-	-	26	3	1	30	N	2	2	2
SCIENCE 10 (02)	-	-	-	-	-	-	-	-	-	-	-	21	4	1	26	N	3	2	5
SCIENCE 10 (03)	-	-	-	-	-	-	-	-	-	-	-	20	2	-	22	N	2	-	3
SCIENCE 10 (04)	-	-	-	-	-	-	-	-	-	-	1	22	4	-	27	N	2	-	2
SCIENCE 10 (05)	-	-	-	-	-	-	-	-	-	-	-	30	1	-	31	N	2	-	3
SCIENCE 10 (06)	-	-	-	-	-	-	-	-	-	-	-	22	4	1	27	N	1	1	1
SCIENCE 10 (07)	-	-	-	-	-	-	-	-	-	-	-	30	1	-	31	N	1	1	2
SOCIAL STUDIES 10 (01)	-	-	-	-	-	-	-	-	-	-	-	21	2	1	24	N	1	-	3
SOCIAL STUDIES 10 (02)	-	-	-	-	-	-	-	-	-	-	-	26	2	2	30	N	1	1	3
SOCIAL STUDIES 10 (03)	-	-	-	-	-	-	-	-	-	-	-	23	2	-	25	N	-	-	1
SOCIAL STUDIES 10 (04)	-	-	-	-	-	-	-	-	-	-	-	24	2	-	26	N	1	3	4
SOCIAL STUDIES 10 (05)	-	-	-	-	-	-	-	-	-	-	-	27	2	2	31	N	7	1	1
SOCIAL STUDIES 10 (06)	-	-	-	-	-	-	-	-	-	-	-	22	5	-	27	N	1	-	3
SOCIAL STUDIES 10 (07)	-	-	-	-	-	-	-	-	-	-	-	20	3	-	23	N	1	1	8
ACCOUNTING 11 (01)	-	-	-	-	-	-	-	-	-	-	-	-	15	12	27	N	1	1	3
APPLICATIONS OF MATHEMATICS 11 (01)	-	-	-	-	-	-	-	-	-	-	-	-	27	6	33	Y	2	2	-
AUTO TECH 12: ELECTRICITY & ELECTRONICS	-	-	-	-	-	-	-	-	-	-	-	9	11	7	27	N	4	-	1
AUTOMOTIVE TECHNOLOGY 11 (01)	-	-	-	-	-	-	-	-	-	-	-	10	11	-	21	Y	2	1	1
AUTOMOTIVE TECHNOLOGY 11 (02)	-	-	-	-	-	-	-	-	-	-	-	5	15	3	23	N	2	1	1
BA APPLICATION FOR LEARNING 10 (03), BA	-	-	-	-	-	-	-	-	-	-	-	3	5	3	11	Y	3	-	-
BA APPLICATION FOR LEARNING 10 (08), BA	-	-	-	-	-	-	-	-	-	-	-	1	8	5	14	Y	-	-	1
BA ART METAL 10 (01), BA ART METAL 11 (0	-	-	-	-	-	-	-	-	-	-	4	2	10	8	24	N	5	-	-
BA BRITISH COLUMBIA CULTURE 10 (01)	-	-	-	-	-	-	-	-	-	-	4	5	12	2	23	N	-	-	12

## School Class Size and Composition

### 04444036 Carson Graham Secondary

Source: Class size data collection (as of September 30) from standard BC public schools.

Division / Class	Number of Students by Grade															Class Has EA	Total Number of Students Entitled to an IEP	Total Number of Gifted Students	Total Number of ESL/ESD Students
	KH	KF	1	2	3	4	5	6	7	8	9	10	11	12	Total				
BA BRITISH COLUMBIA CULTURE 10 (02)	-	-	-	-	-	-	-	-	-	-	3	-	10	2	15	N	-	-	9
BA LANGUAGE STRATEGIES 10 (02)	-	-	-	-	-	-	-	-	-	-	4	3	16	3	26	N	-	-	9
BA NEW BEGINNINGS 11 (01)	-	-	-	-	-	-	-	-	-	-	-	5	23	1	29	N	-	-	-
BA PHYSICAL EDUCATION CONDITIONING 11 (0)	-	-	-	-	-	-	-	-	-	-	-	-	28	1	29	N	2	-	1
BA PHYSICAL EDUCATION CONDITIONING 11 (0)	-	-	-	-	-	-	-	-	-	-	-	-	21	2	23	N	-	-	1
BA PHYSICAL EDUCATION CONDITIONING 11 (0)	-	-	-	-	-	-	-	-	-	-	-	-	24	3	27	N	1	-	-
BC FIRST NATIONS STUDIES 12 (01), SOCIAL	-	-	-	-	-	-	-	-	-	-	-	-	7	6	13	Y	2	-	-
BIOLOGY 11 (01)	-	-	-	-	-	-	-	-	-	-	-	-	32	-	32	N	1	2	2
BIOLOGY 11 (02)	-	-	-	-	-	-	-	-	-	-	-	-	30	2	32	N	1	1	-
BIOLOGY 11 (03)	-	-	-	-	-	-	-	-	-	-	-	-	24	5	29	N	-	1	2
BIOLOGY 11 (04)	-	-	-	-	-	-	-	-	-	-	-	-	27	2	29	N	1	3	1
CAFETERIA TRAINING 11 (02), CAFETERIA TR	-	-	-	-	-	-	-	-	-	-	-	1	2	1	4	Y	Msk	-	-
CAFETERIA TRAINING 11 (04), CAFETERIA TR	-	-	-	-	-	-	-	-	-	-	-	1	3	2	6	Y	2	-	-
CAFETERIA TRAINING 11 (06), CAFETERIA TR	-	-	-	-	-	-	-	-	-	-	-	2	3	1	6	Y	3	-	-
CARPENTRY & JOINERY 11 (01), CARPENTRY/J	-	-	-	-	-	-	-	-	-	-	-	6	12	9	27	Y	5	-	2
CARPENTRY & JOINERY 11 (02), CARPENTRY/J	-	-	-	-	-	-	-	-	-	-	-	10	11	5	26	Y	6	3	1
CHEMISTRY 11 (01)	-	-	-	-	-	-	-	-	-	-	-	-	30	1	31	N	1	1	2
CHEMISTRY 11 (02)	-	-	-	-	-	-	-	-	-	-	-	-	27	2	29	N	-	1	7
CHEMISTRY 11 (03)	-	-	-	-	-	-	-	-	-	-	-	-	30	1	31	N	2	2	3
CHEMISTRY 11 (04)	-	-	-	-	-	-	-	-	-	-	-	-	30	-	30	N	1	2	3
CHEMISTRY 11 (05)	-	-	-	-	-	-	-	-	-	-	-	-	23	3	26	N	-	-	2
COMMUNICATIONS 11 (01)	-	-	-	-	-	-	-	-	-	-	-	1	11	7	19	Y	6	-	-
DANCE: PERFORMANCE 11 (01), DANCE: PERFO	-	-	-	-	-	-	-	-	-	-	-	1	12	9	22	N	2	-	3
DRAFTING & DESIGN 11 (01), DRAFTING/DESI	-	-	-	-	-	-	-	-	-	-	3	4	11	6	24	N	1	1	6
DRAMA 10: THEATRE PRODUCTION (01), THEAT	-	-	-	-	-	-	-	-	-	-	-	13	19	7	39	Y	2	3	-
DRAMA: FILM & TELEVISION 11 (01), DRAMA:	-	-	-	-	-	-	-	-	-	-	-	-	20	10	30	N	2	-	2
EARTH SCIENCE 11 (01)	-	-	-	-	-	-	-	-	-	-	-	-	25	6	31	N	2	1	1
EARTH SCIENCE 11 (02)	-	-	-	-	-	-	-	-	-	-	-	-	25	7	32	N	4	-	3
ENGLISH 10 (01)	-	-	-	-	-	-	-	-	-	-	-	9	11	6	26	N	-	-	20
ENGLISH 10 (01), ENGLISH 11 (01)	-	-	-	-	-	-	-	-	-	-	-	-	7	4	11	Y	2	-	-
ENGLISH 11 (01)	-	-	-	-	-	-	-	-	-	-	-	-	29	1	30	N	-	2	-
ENGLISH 11 (02)	-	-	-	-	-	-	-	-	-	-	-	-	29	1	30	N	1	-	-
ENGLISH 11 (03)	-	-	-	-	-	-	-	-	-	-	-	-	13	2	15	N	1	-	1
ENGLISH 11 (04)	-	-	-	-	-	-	-	-	-	-	-	-	30	2	32	N	1	1	2

## School Class Size and Composition

### 04444036 Carson Graham Secondary

Source: Class size data collection (as of September 30) from standard BC public schools.

Division / Class	Number of Students by Grade															Class Has EA	Total Number of Students Entitled to an IEP	Total Number of Gifted Students	Total Number of ESL/ESD Students
	KH	KF	1	2	3	4	5	6	7	8	9	10	11	12	Total				
ENGLISH 11 (05)	-	-	-	-	-	-	-	-	-	-	-	-	29	1	30	N	-	2	-
ENGLISH 11 (06)	-	-	-	-	-	-	-	-	-	-	-	-	23	1	24	N	1	2	2
ENGLISH 11 (07)	-	-	-	-	-	-	-	-	-	-	-	1	27	2	30	N	2	-	1
ENGLISH 11 (08)	-	-	-	-	-	-	-	-	-	-	-	-	30	1	31	N	-	1	4
ENGLISH 11 (09)	-	-	-	-	-	-	-	-	-	-	-	1	27	4	32	N	4	1	3
ESSENTIALS OF MATHEMATICS 10 (01), ESSEN	-	-	-	-	-	-	-	-	-	-	-	-	7	5	12	Y	2	-	-
ESSENTIALS OF MATHEMATICS 11 (01)	-	-	-	-	-	-	-	-	-	-	-	1	20	10	31	Y	3	-	1
ESSENTIALS OF MATHEMATICS 11 (02)	-	-	-	-	-	-	-	-	-	-	-	-	17	13	30	Y	6	-	3
FOOD STUDIES 11 (01)	-	-	-	-	-	-	-	-	-	-	-	9	14	3	26	Y	5	-	3
FOOD STUDIES 11 (02)	-	-	-	-	-	-	-	-	-	-	1	8	14	2	25	Y	5	-	2
FRENCH 11 (01)	-	-	-	-	-	-	-	-	-	-	-	-	26	-	26	N	-	1	1
FRENCH 11 (02)	-	-	-	-	-	-	-	-	-	-	1	1	23	-	25	N	-	-	-
FRENCH 11 (03)	-	-	-	-	-	-	-	-	-	-	-	2	25	-	27	N	-	2	-
FRENCH 11 (04)	-	-	-	-	-	-	-	-	-	-	-	2	22	-	24	N	-	2	-
ICT: COMPUTER PROGRAMMING 11 (02), ICT:	-	-	-	-	-	-	-	-	-	-	-	5	15	9	29	N	-	1	5
INSTRUMENTAL MUSIC 11: JAZZ BAND (01), I	-	-	-	-	-	-	-	-	-	-	5	3	6	3	17	N	1	-	1
INTRODUCTORY SPANISH 11 (02)	-	-	-	-	-	-	-	-	-	-	1	13	13	2	29	N	1	1	4
MARKETING 11 (01)	-	-	-	-	-	-	-	-	-	-	-	7	13	9	29	N	3	-	1
MARKETING 11 (02)	-	-	-	-	-	-	-	-	-	-	-	4	21	5	30	N	1	-	1
PHYSICAL EDUCATION 11 (01), PHYSICAL EDU	-	-	-	-	-	-	-	-	-	-	-	-	15	11	26	N	3	1	2
PHYSICAL EDUCATION 11 (02), PHYSICAL EDU	-	-	-	-	-	-	-	-	-	-	-	-	20	8	28	N	1	1	2
PHYSICAL EDUCATION 11 (03), PHYSICAL EDU	-	-	-	-	-	-	-	-	-	-	-	-	17	12	29	N	4	-	4
PHYSICS 11 (01)	-	-	-	-	-	-	-	-	-	-	-	-	25	6	31	N	-	1	2
PHYSICS 11 (02)	-	-	-	-	-	-	-	-	-	-	-	-	23	4	27	N	1	2	5
PHYSICS 11 (03)	-	-	-	-	-	-	-	-	-	-	-	-	19	4	23	N	-	2	4
PHYSICS 11 (04)	-	-	-	-	-	-	-	-	-	-	-	-	28	3	31	N	2	1	-
PRINCIPLES OF MATHEMATICS 11 (01)	-	-	-	-	-	-	-	-	-	-	-	-	24	7	31	N	1	-	1
PRINCIPLES OF MATHEMATICS 11 (01)	-	-	-	-	-	-	-	-	-	-	-	4	27	-	31	N	1	2	5
PRINCIPLES OF MATHEMATICS 11 (02)	-	-	-	-	-	-	-	-	-	-	-	-	26	6	32	N	1	1	3
PRINCIPLES OF MATHEMATICS 11 (03)	-	-	-	-	-	-	-	-	-	-	-	1	24	5	30	N	1	-	5
PRINCIPLES OF MATHEMATICS 11 (04)	-	-	-	-	-	-	-	-	-	-	-	-	27	3	30	N	1	2	2
PRINCIPLES OF MATHEMATICS 11 (05)	-	-	-	-	-	-	-	-	-	-	-	-	24	7	31	N	-	-	3
PRINCIPLES OF MATHEMATICS 11 (06)	-	-	-	-	-	-	-	-	-	-	-	-	29	1	30	N	1	2	4
PRINCIPLES OF MATHEMATICS 11 (07)	-	-	-	-	-	-	-	-	-	-	-	2	22	6	30	N	1	1	3

# School Class Size and Composition

## 04444036 Carson Graham Secondary

Source: Class size data collection (as of September 30) from standard BC public schools.

Division / Class	Number of Students by Grade															Class Has EA	Total Number of Students Entitled to an IEP	Total Number of Gifted Students	Total Number of ESL/ESD Students
	KH	KF	1	2	3	4	5	6	7	8	9	10	11	12	Total				
SOCIAL STUDIES 11 (01)	-	-	-	-	-	-	-	-	-	-	-	-	30	-	30	N	-	4	1
SOCIAL STUDIES 11 (01)	-	-	-	-	-	-	-	-	-	-	-	1	15	5	21	Y	2	-	-
SOCIAL STUDIES 11 (01)	-	-	-	-	-	-	-	-	-	-	-	-	24	6	30	N	4	1	4
SOCIAL STUDIES 11 (02)	-	-	-	-	-	-	-	-	-	-	-	-	29	4	33	N	1	-	2
SOCIAL STUDIES 11 (03)	-	-	-	-	-	-	-	-	-	-	-	-	26	5	31	N	2	1	3
SOCIAL STUDIES 11 (04)	-	-	-	-	-	-	-	-	-	-	-	-	29	2	31	N	-	3	2
SOCIAL STUDIES 11 (05)	-	-	-	-	-	-	-	-	-	-	-	-	23	7	30	N	1	-	2
SOCIAL STUDIES 11 (06)	-	-	-	-	-	-	-	-	-	-	-	1	28	2	31	N	1	-	3
SOCIAL STUDIES 11 (07)	-	-	-	-	-	-	-	-	-	-	-	-	26	3	29	N	2	1	1
SOCIAL STUDIES 11 (08)	-	-	-	-	-	-	-	-	-	-	-	-	31	1	32	N	1	-	4
SPANISH 11 (01)	-	-	-	-	-	-	-	-	-	-	-	-	23	6	29	N	-	4	-
SPANISH 11 (02)	-	-	-	-	-	-	-	-	-	-	-	-	20	3	23	N	1	-	3
STUDIO ARTS 11: DRAWING AND PAINTING (01)	-	-	-	-	-	-	-	-	-	-	-	1	16	13	30	N	1	1	5
STUDIO ARTS 11: DRAWING AND PAINTING (02)	-	-	-	-	-	-	-	-	-	-	6	6	16	2	30	N	-	-	4
THEATRE PERFORMANCE 11: ACTING (01), THE	-	-	-	-	-	-	-	-	-	-	-	5	11	7	23	N	5	2	-
THEATRE PERFORMANCE 11: ACTING (02), THE	-	-	-	-	-	-	-	-	-	-	-	5	7	5	17	N	3	2	-
VISUAL ARTS: MEDIA ARTS 11 (02), VISUAL	-	-	-	-	-	-	-	-	-	-	-	4	17	9	30	N	-	2	2
VISUAL ARTS: MEDIA ARTS 11 (04), VISUAL	-	-	-	-	-	-	-	-	-	-	-	6	13	11	30	N	1	-	3
ART FOUNDATIONS 11 (01), ART FOUNDATIONS	-	-	-	-	-	-	-	-	-	-	-	3	4	11	18	Y	4	-	1
ART FOUNDATIONS 11 (01), ART FOUNDATIONS	-	-	-	-	-	-	-	-	-	-	-	7	9	10	26	N	1	2	1
ART FOUNDATIONS 11 (01), ART FOUNDATIONS	-	-	-	-	-	-	-	-	-	-	4	4	5	12	25	Y	12	-	-
AUTO TECH 12: ELECTRICITY & ELECTRONICS	-	-	-	-	-	-	-	-	-	-	-	-	8	14	22	Y	4	1	1
BA APPLICATION FOR LEARNING 10 (02), BA	-	-	-	-	-	-	-	-	-	-	-	2	4	6	12	N	4	-	-
BA APPLICATION FOR LEARNING 10 (05), BA	-	-	-	-	-	-	-	-	-	-	-	1	1	2	4	Y	Msk	-	-
BA APPLICATION FOR LEARNING 10 (06), BA	-	-	-	-	-	-	-	-	-	-	-	3	5	5	13	Y	4	-	1
BA FIRST NATIONS STUDIES 10 (01), BA FIR	-	-	-	-	-	-	-	-	-	-	-	-	4	13	17	Y	5	-	-
BA HAIRDRESSING 11A (01)	-	-	-	-	-	-	-	-	-	-	-	-	2	9	11	N	3	-	-
BA HAIRDRESSING 11B (01)	-	-	-	-	-	-	-	-	-	-	-	-	2	9	11	N	3	-	-
BA HAIRDRESSING 11C (01)	-	-	-	-	-	-	-	-	-	-	-	-	2	9	11	N	3	-	-
BA HAIRDRESSING 12A (01)	-	-	-	-	-	-	-	-	-	-	-	-	2	9	11	N	3	-	-
BA HAIRDRESSING 12B (01)	-	-	-	-	-	-	-	-	-	-	-	-	2	9	11	N	3	-	-
BA HAIRDRESSING 12C (01)	-	-	-	-	-	-	-	-	-	-	-	-	2	9	11	N	3	-	-
BA LANGUAGE STRATEGIES 11 (01), BA LANGU	-	-	-	-	-	-	-	-	-	-	-	1	16	17	34	N	-	-	30
BA PHYSICAL EDUCATION CONDITIONING 12 (0	-	-	-	-	-	-	-	-	-	-	-	-	1	24	25	N	4	1	1

## School Class Size and Composition

### 04444036 Carson Graham Secondary

Source: Class size data collection (as of September 30) from standard BC public schools.

Division / Class	Number of Students by Grade															Class Has EA	Total Number of Students Entitled to an IEP	Total Number of Gifted Students	Total Number of ESL/ESD Students
	KH	KF	1	2	3	4	5	6	7	8	9	10	11	12	Total				
BA PHYSICAL EDUCATION CONDITIONING 12 (0)	-	-	-	-	-	-	-	-	-	-	-	-	-	23	23	N	1	-	-
BA SKWXWU7MESH SNICHIM 10 (01), BA SKWXW	-	-	-	-	-	-	-	-	-	-	1	1	5	11	18	Y	9	-	-
BA SPORTS LEADERSHIP 11 (01), PHYSICAL E	-	-	-	-	-	-	-	-	-	-	-	-	15	15	30	N	-	2	-
BC INSTITUTE OF TECHNOLOGY COURSE 12A (0)	-	-	-	-	-	-	-	-	-	-	-	-	-	11	11	N	1	-	-
BC INSTITUTE OF TECHNOLOGY COURSE 12B (0)	-	-	-	-	-	-	-	-	-	-	-	-	-	11	11	N	1	-	-
BC INSTITUTE OF TECHNOLOGY COURSE 12C (0)	-	-	-	-	-	-	-	-	-	-	-	-	-	11	11	N	1	-	-
BC INSTITUTE OF TECHNOLOGY COURSE 12D (0)	-	-	-	-	-	-	-	-	-	-	-	-	-	11	11	N	1	-	-
BC INSTITUTE OF TECHNOLOGY COURSE 12E (0)	-	-	-	-	-	-	-	-	-	-	-	-	-	11	11	N	1	-	-
BC INSTITUTE OF TECHNOLOGY COURSE 12F (0)	-	-	-	-	-	-	-	-	-	-	-	-	-	11	11	N	1	-	-
BIOLOGY 12 (01)	-	-	-	-	-	-	-	-	-	-	-	-	1	29	30	N	-	1	1
BIOLOGY 12 (02)	-	-	-	-	-	-	-	-	-	-	-	-	1	22	23	N	-	-	3
BIOLOGY 12 (03)	-	-	-	-	-	-	-	-	-	-	-	-	-	27	27	N	-	-	-
BIOLOGY 12 (04)	-	-	-	-	-	-	-	-	-	-	-	1	22	23	N	-	-	1	
CAFETERIA TRAINING 11 (01), CAFETERIA TR	-	-	-	-	-	-	-	-	-	-	-	-	1	1	2	Y	-	-	-
CAFETERIA TRAINING 11 (01), CAFETERIA TR	-	-	-	-	-	-	-	-	-	-	-	-	4	5	9	Y	2	-	-
CAFETERIA TRAINING 11 (02), CAFETERIA TR	-	-	-	-	-	-	-	-	-	-	-	1	4	5	10	Y	3	-	-
CAFETERIA TRAINING 11 (03), CAFETERIA TR	-	-	-	-	-	-	-	-	-	-	-	-	3	7	10	Y	3	-	-
CAFETERIA TRAINING 11 (05), CAFETERIA TR	-	-	-	-	-	-	-	-	-	-	-	1	2	2	5	Y	2	-	-
CALCULUS 12 (01)	-	-	-	-	-	-	-	-	-	-	-	-	1	24	25	N	-	1	3
CALCULUS 12 (02)	-	-	-	-	-	-	-	-	-	-	-	-	-	28	28	N	-	4	3
CARPENTRY/JOINERY 12:RESIDENTIAL CONSTR	-	-	-	-	-	-	-	-	-	-	-	1	3	19	23	N	2	-	-
CHEMISTRY 12 (01)	-	-	-	-	-	-	-	-	-	-	-	-	1	31	32	N	-	3	8
CHEMISTRY 12 (02)	-	-	-	-	-	-	-	-	-	-	-	-	-	31	31	N	-	2	5
CHORAL MUSIC 11: VOCAL JAZZ (01), CHORAL	-	-	-	-	-	-	-	-	-	-	-	2	5	15	22	N	2	3	1
COMMUNICATIONS 12 (01)	-	-	-	-	-	-	-	-	-	-	-	-	-	19	19	Y	6	-	-
COMMUNICATIONS 12 (02)	-	-	-	-	-	-	-	-	-	-	-	-	-	20	20	Y	8	-	-
COMPARATIVE CIVILIZATIONS 12 (01)	-	-	-	-	-	-	-	-	-	-	-	-	-	30	30	N	2	2	-
COMPARATIVE CIVILIZATIONS 12 (02)	-	-	-	-	-	-	-	-	-	-	-	-	-	27	27	N	2	-	1
COMPARATIVE CIVILIZATIONS 12 (03)	-	-	-	-	-	-	-	-	-	-	-	-	-	32	32	N	2	-	-
COMPARATIVE CIVILIZATIONS 12 (04)	-	-	-	-	-	-	-	-	-	-	-	-	-	30	30	N	4	-	-
DRAFTING & DESIGN 11 (02), DRAFTING/DESI	-	-	-	-	-	-	-	-	-	-	1	4	11	12	28	N	-	-	5
DRAFTING & DESIGN 11 (03), DRAFTING/DESI	-	-	-	-	-	-	-	-	-	-	2	3	11	11	27	N	1	-	4
ECONOMICS 12 (01)	-	-	-	-	-	-	-	-	-	-	-	-	-	31	31	N	5	-	-
ENGLISH 12 (01)	-	-	-	-	-	-	-	-	-	-	-	-	-	30	30	N	1	1	3

## School Class Size and Composition

### 04444036 Carson Graham Secondary

Source: Class size data collection (as of September 30) from standard BC public schools.

Division / Class	Number of Students by Grade															Class Has EA	Total Number of Students Entitled to an IEP	Total Number of Gifted Students	Total Number of ESL/ESD Students
	KH	KF	1	2	3	4	5	6	7	8	9	10	11	12	Total				
ENGLISH 12 (02)	-	-	-	-	-	-	-	-	-	-	-	-	-	30	30	N	1	2	2
ENGLISH 12 (03)	-	-	-	-	-	-	-	-	-	-	-	-	-	31	31	N	-	1	3
ENGLISH 12 (04)	-	-	-	-	-	-	-	-	-	-	-	-	-	30	30	N	-	-	2
ENGLISH 12 (05)	-	-	-	-	-	-	-	-	-	-	-	-	-	29	29	N	-	-	1
ENGLISH 12 (06)	-	-	-	-	-	-	-	-	-	-	-	-	-	20	20	N	1	2	1
ENGLISH 12 (07)	-	-	-	-	-	-	-	-	-	-	-	-	1	29	30	N	-	3	-
ENGLISH 12 (08)	-	-	-	-	-	-	-	-	-	-	-	-	-	22	22	N	-	-	-
ENGLISH 12 (09)	-	-	-	-	-	-	-	-	-	-	-	-	-	22	22	N	1	-	-
ENGLISH 12: FIRST PEOPLES (01)	-	-	-	-	-	-	-	-	-	-	-	-	-	8	8	Y	4	-	-
ENGLISH LITERATURE 12 (01)	-	-	-	-	-	-	-	-	-	-	-	-	-	29	29	N	-	2	1
ENTREPRENEURSHIP 12 (01)	-	-	-	-	-	-	-	-	-	-	-	-	4	20	24	N	-	1	-
FOOD STUDIES 12 (01)	-	-	-	-	-	-	-	-	-	-	-	-	2	20	22	N	3	-	-
FRENCH 12 (01)	-	-	-	-	-	-	-	-	-	-	-	-	3	20	23	N	-	1	-
FRENCH 12 (02)	-	-	-	-	-	-	-	-	-	-	-	-	2	21	23	N	-	1	2
GEOGRAPHY 12 (01)	-	-	-	-	-	-	-	-	-	-	-	-	-	30	30	N	-	1	-
GEOGRAPHY 12 (02)	-	-	-	-	-	-	-	-	-	-	-	-	-	30	30	N	-	-	2
GEOGRAPHY 12 (03)	-	-	-	-	-	-	-	-	-	-	-	-	-	29	29	N	1	-	2
GEOGRAPHY 12 (04)	-	-	-	-	-	-	-	-	-	-	-	-	-	30	30	N	1	1	1
HISTORY 12 (01)	-	-	-	-	-	-	-	-	-	-	-	-	-	30	30	N	-	2	-
HISTORY 12 (02)	-	-	-	-	-	-	-	-	-	-	-	-	-	27	27	N	1	2	-
HISTORY 12 (03)	-	-	-	-	-	-	-	-	-	-	-	-	-	26	26	N	1	1	-
HISTORY 12 (04)	-	-	-	-	-	-	-	-	-	-	-	-	-	29	29	N	-	1	1
ICT: COMPUTER PROGRAMMING 11 (01), ICT:	-	-	-	-	-	-	-	-	-	-	-	1	12	14	27	N	2	3	2
ICT: DIGITAL MEDIA DEVELOPMENT 11 (01),	-	-	-	-	-	-	-	-	-	-	-	2	12	12	26	Y	4	-	-
LAW 12 (01)	-	-	-	-	-	-	-	-	-	-	-	-	-	25	25	N	1	-	-
LAW 12 (02)	-	-	-	-	-	-	-	-	-	-	-	-	-	30	30	N	3	1	-
PHYSICAL EDUCATION 11 (04), PHYSICAL EDU	-	-	-	-	-	-	-	-	-	-	-	-	13	17	30	N	4	-	4
PHYSICS 12 (01)	-	-	-	-	-	-	-	-	-	-	-	-	1	25	26	N	1	2	6
PHYSICS 12 (02)	-	-	-	-	-	-	-	-	-	-	-	-	-	24	24	N	-	2	6
PRINCIPLES OF MATHEMATICS 12 (01)	-	-	-	-	-	-	-	-	-	-	-	-	2	31	33	N	-	3	5
PRINCIPLES OF MATHEMATICS 12 (01)	-	-	-	-	-	-	-	-	-	-	-	-	4	25	29	N	-	2	6
PRINCIPLES OF MATHEMATICS 12 (02)	-	-	-	-	-	-	-	-	-	-	-	-	-	30	30	N	-	2	-
PRINCIPLES OF MATHEMATICS 12 (03)	-	-	-	-	-	-	-	-	-	-	-	-	5	26	31	N	-	1	1
PRINCIPLES OF MATHEMATICS 12 (04)	-	-	-	-	-	-	-	-	-	-	-	-	1	31	32	N	-	1	5

## School Class Size and Composition

### 04444036 Carson Graham Secondary

Source: Class size data collection (as of September 30) from standard BC public schools.

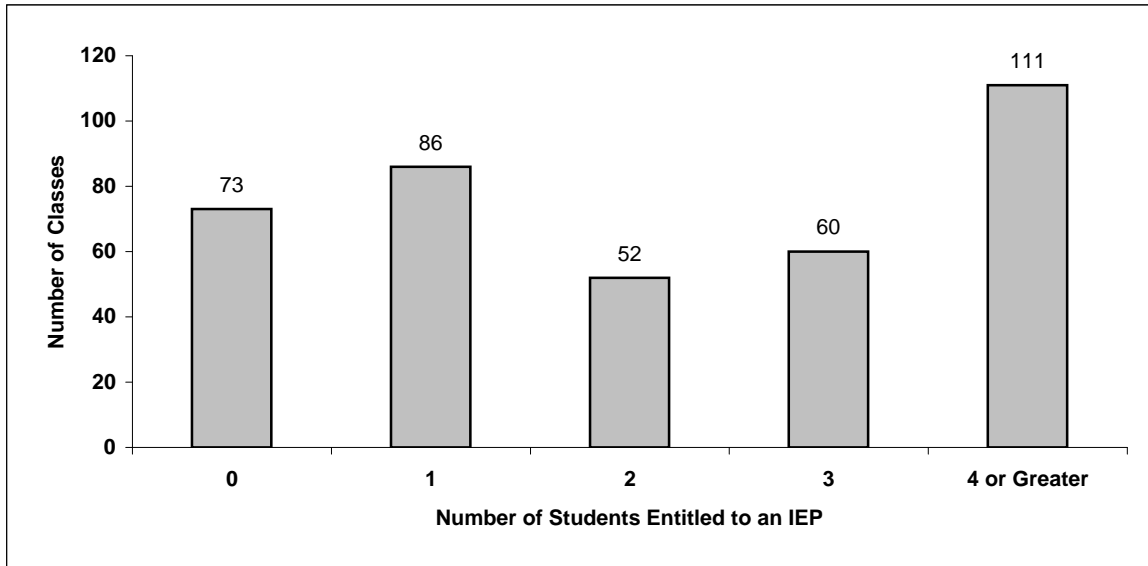
Division / Class	Number of Students by Grade															Class Has EA	Total Number of Students Entitled to an IEP	Total Number of Gifted Students	Total Number of ESL/ESD Students
	KH	KF	1	2	3	4	5	6	7	8	9	10	11	12	Total				
SCIENCE & TECHNOLOGY 11 (01)	-	-	-	-	-	-	-	-	-	-	-	1	8	11	20	Y	5	-	1
SCIENCE & TECHNOLOGY 11 (01), SCIENCE 10	-	-	-	-	-	-	-	-	-	-	-	-	6	6	12	Y	3	-	-
STUDIO ARTS 11: CERAMICS AND SCULPTURE (	-	-	-	-	-	-	-	-	-	-	-	6	8	11	25	Y	1	-	6
VISUAL ARTS: MEDIA ARTS 11 (01), VISUAL	-	-	-	-	-	-	-	-	-	-	-	6	11	13	30	N	2	1	2
VISUAL ARTS: MEDIA ARTS 11 (03), VISUAL	-	-	-	-	-	-	-	-	-	-	-	5	11	11	27	N	-	-	4
WRITING 12 (01)	-	-	-	-	-	-	-	-	-	-	-	-	7	17	24	N	-	-	1
WRITING 12 (01)	-	-	-	-	-	-	-	-	-	-	-	-	-	19	19	N	1	-	1
WRITING 12 (02)	-	-	-	-	-	-	-	-	-	-	-	-	3	20	23	N	1	1	1
	-	-	-	-	-	-	-	-	-	-	-	-	-	-	-	-	-	-	-

# Students Entitled to an Individual Education Plan (IEP)

## 04444036 Carson Graham Secondary

Source: Class size data collection (as of September 30) from standard BC public schools.

Grades 4-12 - Number of Classes in School with 'X' Number of Students Entitled to an IEP

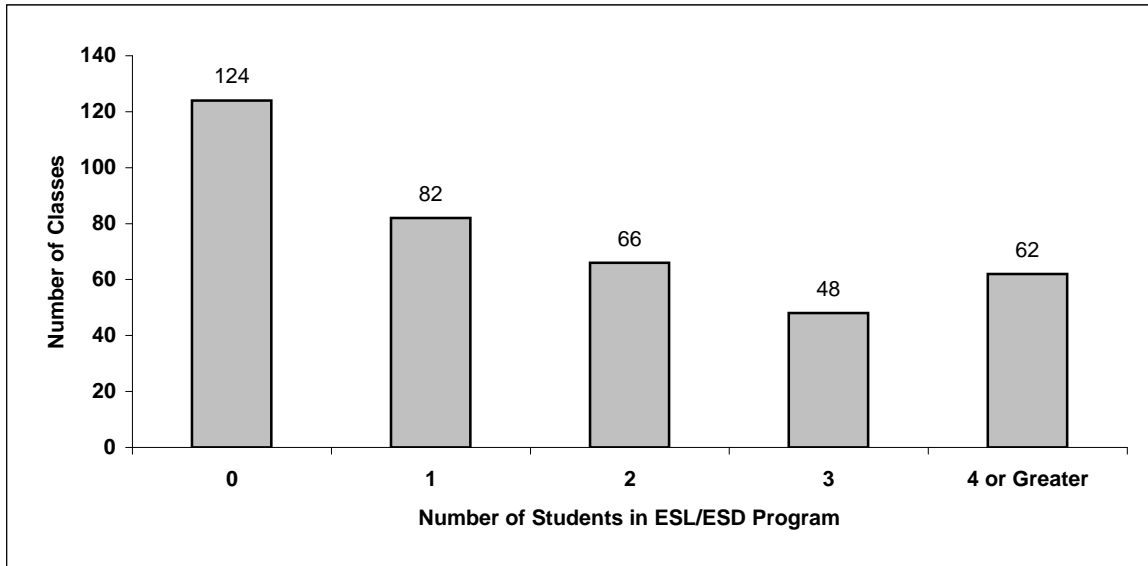


# Students in English as a Second Language/Dialect (ESL/ESD) Program

## 04444036 Carson Graham Secondary

Source: Class size data collection (as of September 30) from standard BC public schools.

Grades 4-12 - Number of Classes in School with 'X' Number of Students in ESL/ESD Program



## Glossary

Terms	Definitions / Notes
<b>English as a Second Language/Dialect (ESL/ESD) Program</b>	<ul style="list-style-type: none"> <li>• A program offered to students whose primary language(s) is/are other than English, and who may require additional services.</li> </ul>
<b>Gifted Student</b>	<ul style="list-style-type: none"> <li>• A student who has exceptional gifts or talents and is defined as Category P in the Special Education Performance Reporting Groups.</li> </ul>
<b>Grade</b>	<ul style="list-style-type: none"> <li>• The assigned grade of a student on September 30.</li> </ul>
<b>KH</b>	<ul style="list-style-type: none"> <li>• Kindergarten half-time</li> </ul>
<b>KF</b>	<ul style="list-style-type: none"> <li>• Kindergarten full-time</li> </ul>
<b>Number of Students</b>	<ul style="list-style-type: none"> <li>• Student population is calculated by headcount.</li> </ul>
<b>Student</b>	<ul style="list-style-type: none"> <li>• A person enrolled in a BC school. Student populations are calculated by headcount. Students include all adult and school-aged persons who are working toward a certificate of graduation.</li> </ul>
<b>Student Entitled to an Individual Education Plan</b>	<ul style="list-style-type: none"> <li>• A student for whom an Individual Education Plan (IEP) must be designed under the Individual Education Plan order, Ministerial Order 638/95.</li> </ul>