

Browser Settings



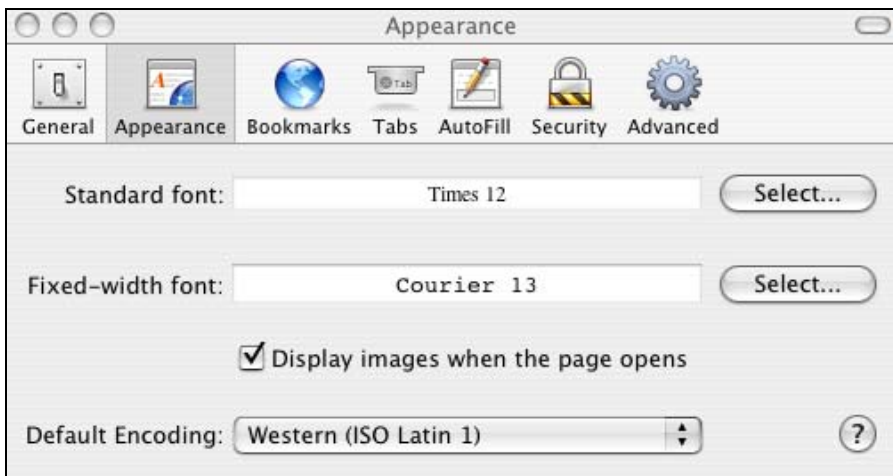
Safari v4.0 – 5.0 for Macintosh

Use the following technical settings to prepare Safari web browser for electronic assessment delivery.

Step 1: Set Fonts

Safari → Preferences → Appearance

Fonts **must** be set as indicated



Step 2: Turn Off Tabbed Browsing

Safari → Preferences → Appearance

Tabbed browsing **must** be turned **OFF**.



Browser Settings

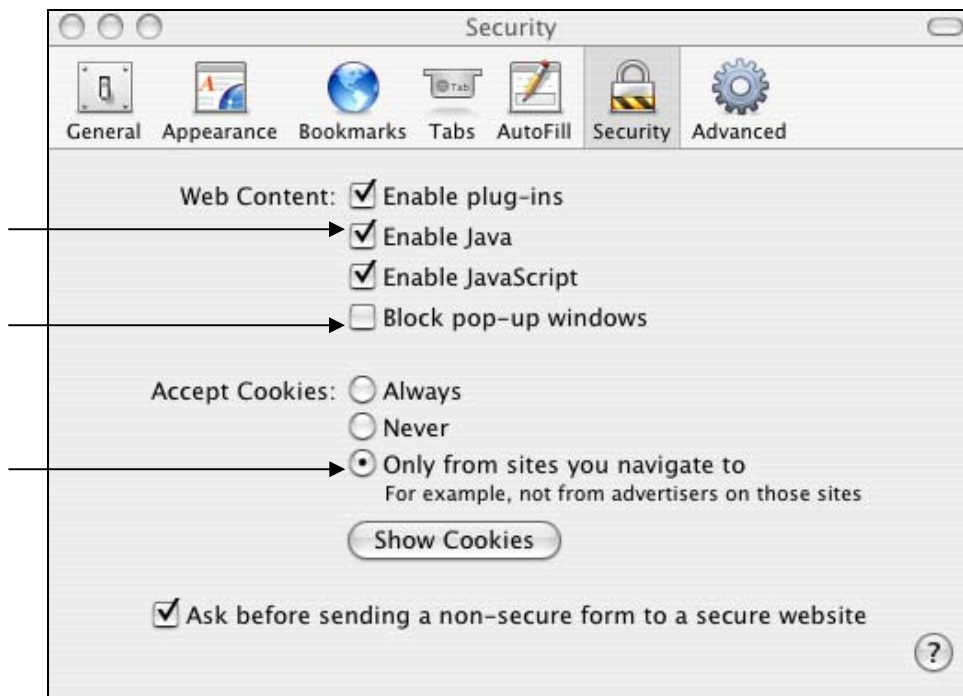


Safari v4.0 – 5.0 for Macintosh

Step 3: Enable Java, Allow Pop-Ups and Accept Cookies

Safari → Preferences → Security Tab

Java must be **ENABLED**, Pop-ups must be **ALLOWED**, and Cookies must be **ACCEPTED**.



Browser Settings

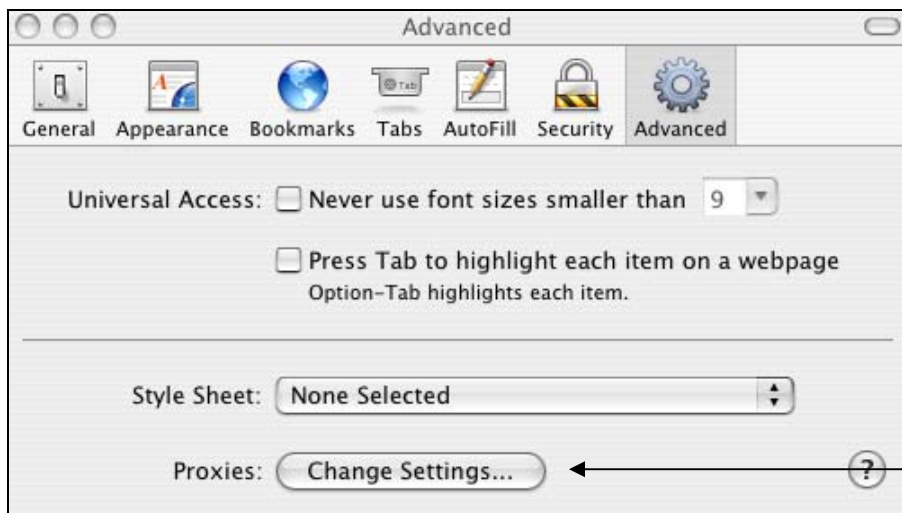


Safari v4.0 – 5.0 for Macintosh

Step 4: Bypass Proxy Settings

Safari → Preferences → Advanced Tab

Select “Proxies: → Change Settings...”



Browser Settings



Safari v4.0 – 5.0 for Macintosh



Click 'Apply Now'

Technical Support

A. Willock Information Systems
Toll Free: 1-866-558-5339